



Curlew in Wales

Learning Resource

Teacher Resource – for Progression Steps 2 – 3


This Primary Education Pack is designed to help you and your class learn more about the endangered Curlew. Widespread changes to our countryside have seen Curlew numbers decline dramatically over the last 40 years. Curlew Connections Wales are working with landowners, farmers, conservation groups, and the local community to save the Curlew by making sure they can successfully nest and raise enough chicks to ensure the species survives here in Wales.

Curlew are known as a bio-indicator species, or “umbrella species” meaning that if we protect them, a range of other species and habitats will benefit as well. They represent the overall health of an ecosystem. Curlew come to inland areas to breed in the spring and summer months. They gather around wetland locations to get into condition prior to pairing up to return to their traditional breeding territories. They usually return to the same nesting sites every year. Favoured areas are traditional meadows away from woodlands and predators. Once fledged, the young birds and the adults return to the coast where they spend the autumn and winter months foraging along the shore and estuaries in a comparatively mild climate.

The activity ideas in this learning resource support the four purposes of the Curriculum for Wales:

- Ambitious, capable learners, ready to learn throughout their lives
- Enterprising, creative contributors, ready to play a full part in life and work
- Ethical, informed citizens of Wales and the world
- Healthy, confident individuals, ready to lead fulfilling lives as valued members of society

This cross-curricular resource incorporates opportunities for Literacy, Numeracy and the Digital Competence framework (DCF), and links to the goals of the Well-being of Future Generation (Wales) Act. It encourages learners to respect and protect our landscape and wildlife so that we can achieve a more sustainable, equitable and prosperous Wales. A number of the activities encourage outdoor learning which can improve well-being, physical activity and develop an appreciation of nature. This pack was produced as part of the Curlew Connections Project.





Adnodd Dysgu

Y Gylfinir yng Nghymru

Adnodd Athro- i gam cynnydd 2 - 3

Mae'r Pecyn Addysg Gynradd hwn wedi'i gynllunio i'ch helpu chi a'ch dosbarth i ddysgu mwy am y Gylfinir sydd mewn perygl. Mae newidiadau eang i'n cefn gwlad wedi gweld niferoedd y Gylfinir yn gostwng yn sylweddol dros y 40 mlynedd diwethaf. Mae Cyswllt Gylfinir Cymru yn gweithio gyda thirfeddianwyr, ffermwyr, grwpiau cadwraeth, a'r gymuned leol i achub y Gylfinir trwy sicrhau y gallant nythu a magu digon o gywion yn llwyddiannus i sicrhau bod y rhywogaeth yn goroesi yma yng Nghymru.

Mae'r gylfinir yn cael eu hadnabod fel rhywogaeth bio-ddangosydd, neu "rywogaeth ymbarêl" sy'n golygu os byddwn yn eu hamddiffyn, bydd amrywiaeth o rywogaethau a chynefinoedd eraill yn elwa hefyd.

Maent yn cynrychioli iechyd cyffredinol ecosystem. Daw'r gylfinir i ardaloedd mewndirol i fridio yn ystod misoedd y gwanwyn a'r haf. Maent yn ymgynnull o amgylch lleoliadau gwlyptiroedd i ddod i gyflwr cyn paru i ddychwelyd i'w tiriogaethau bridio traddodiadol.

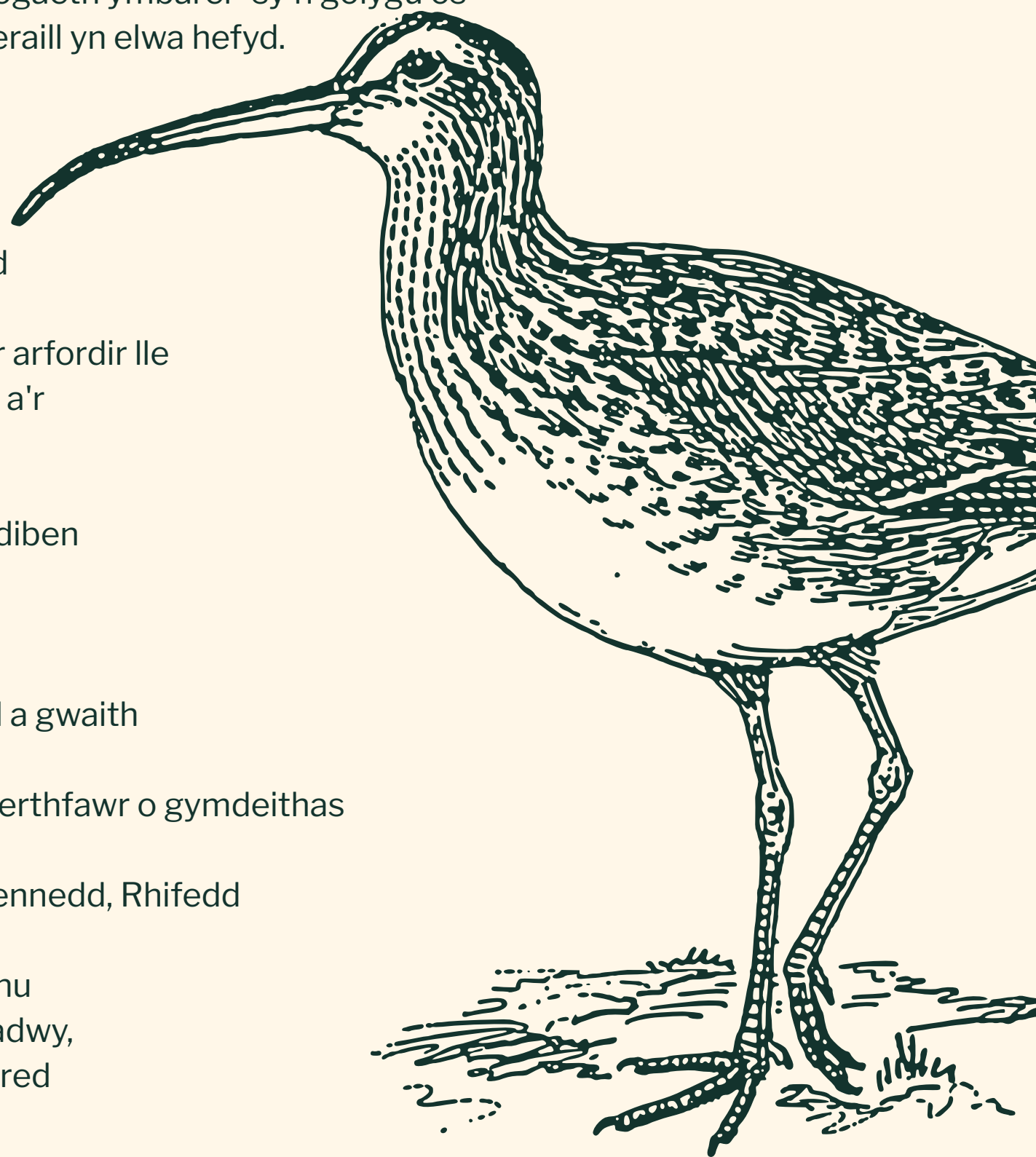
Fel arfer maent yn dychwelyd i'r un safleoedd nythu bob blwyddyn. Ardaloedd a ffeirir yw dolydd traddodiadol i ffwrdd o goetiroedd ac ysglyfaethwyr.

Unwaith y byddant wedi hedfan, mae'r adar ifanc a'r oedolion yn dychwelyd i'r arfordir lle maent yn treulio misoedd yr hydref a'r gaeaf yn chwilota am fwyd ar hyd y lan a'r aberoedd mewn hinsawdd gymharol fwyn.

Mae'r syniadau gweithgareddau yn yr adnodd dysgu hwn yn cefnogi pedwar diben Cwricwlwm Cymru:

- Dysgwyr uchelgeisiol, galluog, yn barod i ddysgu drwy gydol eu hoes
- Cyfranwyr mentrus, creadigol, yn barod i chwarae rhan lawn mewn bywyd a gwaith
- Dinasyddion moesegol, gwybodus o Gymru a'r byd
- Unigolion iach, hyderus, yn barod i fyw bywydau boddhaus fel aelodau gwerthfawr o gymdeithas

Mae'r adnodd trawsgwricwlaidd hwn yn ymgorffori cyfleoedd ar gyfer Llythrennedd, Rhifedd a'r fframwaith Cymhwysedd Digidol (DCF), ac yn cysylltu â nodau Deddf Llesiant Cenedlaethau'r Dyfodol (Cymru). Mae'n annog dysgwyr i barchu a diogelu ein tirwedd a'n bywyd gwyllt fel y gallwn gyflawni Cymru fwy cynaliadwy, teg a llewyrchus. Mae nifer o'r gweithgareddau'n annog dysgu yn yr awyr agored a all wella lles, gweithgaredd corfforol a datblygu gwerthfawrogiad o natur. Cynhyrchwyd y pecyn hwn fel rhan o Brosiect Cysylltu Gylfinir Cymru.





Introduction

The Curlew in Wales learning resource has been produced by the Curlew Connections Wales Engagement team.

Curlew Connections Wales is a partnership project working with farmers, landowners and local communities to safeguard the Curlews' place in the Welsh landscape. This project is funded by the Nature Networks Fund and is being delivered by the Heritage Lottery Fund, in partnership with Welsh Government. One million pounds has been allocated to support breeding Curlew in Wales, focussing on three 'Important Curlew Areas'. As a collaborative project, the Game and Wildlife Conservation Trust is leading in Montgomeryshire and North Radnorshire alongside partners Clwydian Range and Dee Valley National Landscapes working in the South Clwyd Mountains and Dee Valley area and Bannau Brycheiniog National Park Authority working in the Usk Catchment and Llangorse Lake area (please see the map on the next page).

Curlew Connections Wales has been tackling the key issues which have been impacting low breeding success of Curlew in Wales. The project has been monitoring and understanding Curlew populations within the three Important Curlew Areas, implementing nest protection, predator management and habitat works. With breeding Curlew predicted to be extinct in Wales by 2033, an important aspect of the project is to connect the landscape and people to these iconic birds. A team of dedicated Curlew and People Officers have been working closely with farmers, landowners and land managers, alongside contractors and a workforce of volunteers to improve the fledging success of local populations of Curlew throughout Wales.

There are many factors causing the decline of Curlew in Wales. Below highlights some of the most significant factors:

- Predation of nests and chicks
- Habitat Fragmentation – loss of suitable feeding and breeding habitats
- Tree Planting – tree cover provides cover and perches for potential predators as well as reducing the open landscape Curlew like
- Drainage of damp ground – lack of feeding areas
- Food availability – reduction in insect numbers meaning less food to support chicks
- Agriculture – advancements in machinery, disturbance or trampling of stock and changes in land use



Cyflwyniad

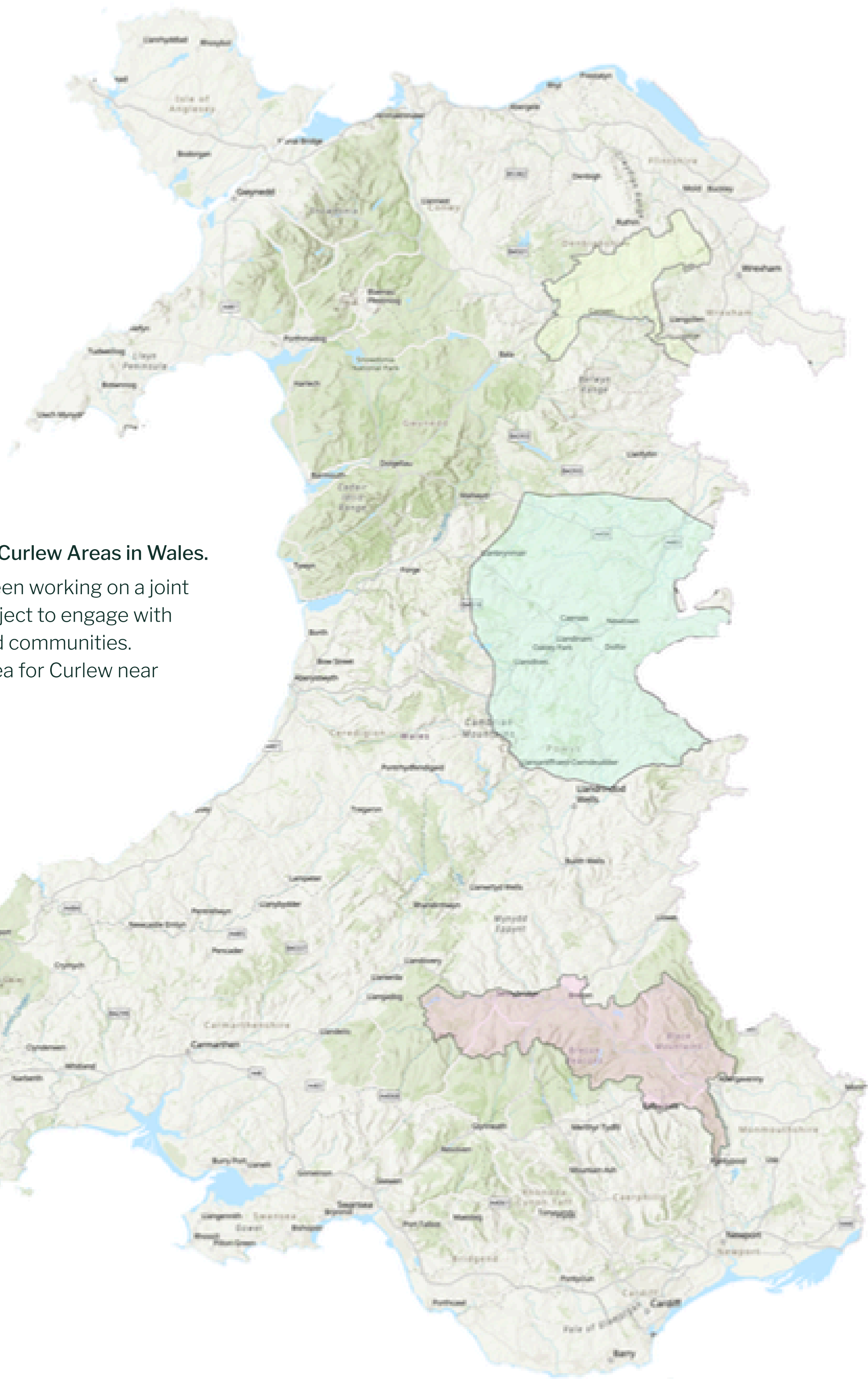
Mae'r adnodd dysgu Y Gylfinir yng Nghymru wedi'i gynhyrchu gan dîm Ymgysylltu Cysylltu Gylfinir Cymru.

Mae Cyswllt y Gylfinir Cymru yn brosiect partneriaeth sy'n gweithio gyda ffermwyr, tîrfeddianwyr a chymunedau lleol i ddiogelu lle'r Gylfinirod yn nhirwedd Cymru. Mae'r prosiect hwn wedi'i ariannu gan Gronfa Rhwydweithiau Natur ac yn cael ei gyflwyno gan Gronfa Dreftadaeth y Loteri, mewn partneriaeth â Llywodraeth Cymru. Mae miliwn o bunnoedd wedi'i ddyrannu i gefnogi Gylfinirod sy'n bridio yng Nghymru, gan ganolbwyntio ar dair 'Ardal Bwysig i'r Gylfinir'. Fel prosiect cydweithredol, mae'r Ymddiriedolaeth Cadwraeth Gêm a Bywyd Gwyllt yn arwain yn Sir Drefaldwyn a Gogledd Sir Faesyfed ochr yn ochr â phartneriaid Tirweddau Cenedlaethol Bryniau Clwyd a Dyffryn Dyfrdwy sy'n gweithio yn ardal Mynyddoedd De Clwyd a Dyffryn Dyfrdwy ac Awdurdod Parc Cenedlaethol Bannau Brycheiniog sy'n gweithio yn ardal Dalgylch Wysg a Llyn Llangors (gweler y map ar y dudalen nesaf).

Mae Cyswllt y Gylfinir Cymru wedi bod yn mynd i'r afael â'r materion allweddol sydd wedi bod yn effeithio ar lwyddiant bridio isel y Gylfinir yng Nghymru. Mae'r prosiect wedi bod yn monitro a deall poblogaethau'r Gylfinirod o fewn y tair Ardal Bwysig i'r Gylfinirod, gan weithredu gwaith amddiffyn nythod, rheoli ysglyfaethwyr a chynefinoedd. Gyda rhagolygon y bydd y Gylfinir sy'n bridio wedi diflannu yng Nghymru erbyn 2033, agwedd bwysig ar y prosiect yw cysylltu'r dirwedd a phobl â'r adar eiconig hyn. Mae tîm o Swyddogion Gylfinir a Phobl ymroddedig wedi bod yn gweithio'n agos gyda ffermwyr, tîrfeddianwyr a rheolwyr tir, ochr yn ochr â chontractwyr a gweithlu o wirfoddolwyr i wella lwyddiant poblogaethau lleol y Gylfinir ledled Cymru i hedfan.

Mae llawer o ffactorau'n achosi dirywiad y Gylfinir yng Nghymru. Isod mae rhai o'r ffactorau mwyaf arwyddocaol yn cael eu hamlygu:

- Ysglyfaethu nythod a chywion
- Darnio Cynefinoedd - colli cynefinoedd bwydo a bridio addas
- Plannu Coed - mae gorchudd coed yn darparu gorchudd a llefydd i ysglyfaethwyr posibl yn ogystal â lleihau'r dirwedd agored y mae'r Gylfinir yn debyg iddi
- Draenio tir llaith - diffyg manau bwydo
- Argaeledd bwyd - gostyngiad yn nifer y pryfed sy'n golygu llai o fwyd i gynnal cywion
- Amaethyddiaeth - datblygiadau mewn peiriannau, aflonyddu neu sathru stoc a newidiadau yn y defnydd o dir



There are 12 Important Curlew Areas in Wales.

3 of these areas have been working on a joint Curlew Connections project to engage with farmers, landowners and communities.

Is there an important area for Curlew near where you live?

- ICA 12 - Dalgylch Wysg a Llyn Syfaddan / Usk Catchment and Llangorse Lake
- ICA 5 - Mynyddoedd De Clwyd a Dyffryn Dyfrdwy / South Clwyd Mountains and Dee Valley
- ICA 9 - Sir Drefaldwyn a Gogledd Sir Faesyfed / Montgomeryshire and North Radnorshire



Mae 12 Ardal Bwysig i'r Gylfinir yng Nghymru.

Mae 3 o'r ardaloedd hyn wedi bod yn gweithio ar brosiect Cysylltiadau'r Gylfinir ar y cyd i ymgysylltu â ffermwyr, tirfeddianwyr a chymunedau.

A oes ardal bwysig i'r Gylfinir ger lle rydych chi'n byw?

- ICA 12 - Dalgylch Wysg a Llyn Syfaddan / Usk Catchment and Llangorse Lake
- ICA 5 - Mynyddoedd De Clwyd a Dyffryn Dyfrdwy / South Clwyd Mountains and Dee Valley
- ICA 9 - Sir Drefaldwyn a Gogledd Sir Faesyfed / Montgomeryshire and North Radnorshire



Contents

Here is a list of the cross-curricular Curlew in Wales Learning Resource pages. Please use them as it suits your class/ group.

- p 5 - Curlew KWL chart - What I Know, Want to know, What I Learned
- p 6 and 7 - Curlew facts
- p 8 - Curlew comprehension
- p 9 - How to spot a Curlew
- p 10 - Curlew Story Book
- p 11 - Writing a Curlew story
- p 12 - Curlew poem
- p 13 - Working with Farmers and Landowners
- p 14 - Working with Volunteers and Rangers
- p 15 - Photograph and discussion time
- p 16 - Curlew Camouflage and Nest Challenge
- p 17 - Curlew Ranger
- p 18 - Curlew Data
- p 19 - Understanding and using data
- p 20 - Create a Curlew
- p 21 - Curlew Chorus
- p 22 - Habitat Design
- p 23 - Be a Curlew Champion
- p 24 - Design a poster
- p 25 - Bug hunt
- p 26 - Curlew Culture
- p 27 - Telling the news
- p 28 - Save the Date - World Curlew Day 21st April
- p 29 - Find out more - links to websites



Cynnwys

Dyma restr o dudalennau Adnoddau Dysgu trawsgwricwlaidd y Gylfinir yng Nghymru. Defnyddiwch nhw fel y bo'n addas i'ch dosbarth/grŵp.

- t 5 - Siart KWL y Gylfinir - Yr Hyn Dw i'n ei Wybod, Eisiau ei Wybod, Yr Hyn Ddysgais i
- t 6 a 7 - Ffeithiau am y Gylfinir
- t 8 - Dealltwriaeth am y Gylfinir
- t 9 - Sut i adnabod Gylfinir
- t 10 - Llyfr Stori am y Gylfinir
- t 11 - Ysgrifennu stori am y Gylfinir
- t 12 - Cerdd am y Gylfinir
- t 13 - Gweithio gyda Ffermwyr a Thirfeddianwyr
- t 14 - Gweithio gyda Gwirfoddolwyr a Cheidwaid
- t 15 - Amser tynnu lluniau a thrafod
- t 16 - Her Cuddliw a Nythu'r Gylfinir
- t 17 - Gwarchgeidwaid y Gylfinir
- t 18 - Data am y Gylfinir
- t 19 - Deall a defnyddio data
- t 20 - Creu Gylfinir
- t 21 - Côr y Gylfinir
- t 22 - Dylunio Cynefinoedd
- t 23 - Byddwch yn Bencampwr y Gylfinir
- t 24 - Dylunio poster
- t 25 - Helfa chwilod
- t 26 - Diwylliant y Gylfinir
- t 27 - Adrodd y newyddion
- t 28 - Cadwch y Dyddiad - Diwrnod y Gylfinir Byd 21 Ebrill
- t 29 - Dysgu mwy - dolenni i wefannau

Curlew KWL chart - What I Know, Want to know, What I Learned

What do you KNOW about Curlew?



What do you WANT to know about Curlew.



What did you LEARN about Curlew?



Siart KWL y Gylfinir - Yr Hyn Rwy'n Ei Wybod, Eisiau Gwybod, Yr Hyn a Ddysgais

Beth ydych chi'n ei WYBOD am y Gylfinir?



Beth ydych chi EISIAU ei wybod am y Gylfinir?



Beth wnaethoch chi DDYSGU am y Gylfinir?



Curlew | Gylfinir

(Numenius arquata)



Curlew are amazing birds and we are working hard to protect them. We have just a few years to save the Curlew from becoming extinct in Wales. They are on the UK red list because their numbers are declining rapidly in the UK and across Europe. Their numbers have dropped by over 80% in Wales in the last 40 years!

The Curlew is Britain's largest wading bird and is similar in size to a female Pheasant. During the spring and early summer they nest and breed on wetlands, farmland and moorland. They spend their autumn and winter on the coast.

Curlew build their nests (scrapes) on the ground. This makes it easy for predators to find their nests and chicks. Curlew chicks are very vulnerable and take about 6 weeks to fledge (be able to fly). Once fledged, they're resilient birds and can live for up to 30 years.

The future of Curlew in Wales depends on us and the support of our farmers. Curlew are a familiar part of the landscape and our farming heritage. We are working with farmers who are eager to help the birds survive and want future generations to enjoy the distinctive bird call they have grown up with. Have you ever heard the call of a Curlew?



Thank you for helping us save the Curlew!

Gylfinir | Curlew

(Numenius arquata)



Mae'r Gylfinir yn adar anhygoel ac rydym yn gweithio'n galed i'w gwarchod. Dim ond ychydig flynyddoedd sydd gennym i achub y Gylfinir rhag diflannu yng Nghymru. Maent ar restr goch y DU oherwydd bod eu niferoedd yn gostwng yn gyflym yn y DU ac ar draws Ewrop. Mae eu niferoedd wedi gostwng dros 80% yng Nghymru yn y 40 mlynedd diwethaf!

Y Gylfinir yw aderyn hirgoes mwyaf Prydain ac mae'n debyg o ran maint i ffesant benywaidd. Yn ystod y gwanwyn a dechrau'r haf maent yn nythu ac yn bridio ar wlyptiroedd, tir fferm a rhostir. Maent yn treulio eu hydref a'u gaeaf ar yr arfordir.

Mae'r Gylfinir yn adeiladu eu nythod ar y ddaear. Mae hyn yn ei gwneud hi'n hawdd i ysglyfaethwyr ddod o hyd i'w nythod a'u cywion. Mae cywion Gylfinir yn agored iawn i niwed ac yn cymryd tua 6 wythnos i hedfan (gallu hedfan). Ar ôl hedfan, maent yn adar gwydn a gallant fyw am hyd at 30 mlynedd.

Mae dyfodol y Gylfinir yng Nghymru yn dibynnu arnom ni a chefnogaeth ein ffermwyr. Mae'r Gylfinir yn rhan gyfarwydd o'r dirwedd a'n treftadaeth ffermio. Rydym yn gweithio gyda ffermwyr sy'n awyddus i helpu'r adar i oroesi ac eisiau i genedlaethau'r dyfodol fwynhau galwad adar nodedig y maent wedi tyfu i fyny ag ef. Ydych chi erioed wedi clywed cri'r Gylfinir?



Diolch am ein helpu ni i achub y Gylfinir!

What do Curlew need?

Good food and habitat are essential!



Curlew spend their spring and early summer inland. They need a mosaic of habitats to nest, forage for food, shelter and successfully raise their chicks. Chicks need a mix of vegetation to provide food, shelter and cover from predators.

Curlew need damp ground to find their food. They probe their long, curved bill into the ground to find worms and insects.

Curlew are often seen by ponds or wet areas as they can probe their bills into the soft ground. However, the chicks have short bills so they have to forage for insects and other small invertebrates on the surface in meadow grassland.



Curlew build their nest (scrapes) on the ground in the open. They build their nest away from trees and hedgerows. They choose to build their nests in open areas with good visibility so that they can watch out for predators, spotting threats like foxes, badgers and crows.

Beth sydd ei angen ar y Gyflfinir?

Mae bwyd a chynefin da yn hanfodol!



Mae'r gyflfinir yn treulio eu gwanwyn a dechrau'r haf yn fewndirol. Mae angen mosaig o gynefinoedd arnynt i nythu, chwilota am fwyd, cysgodi a magu eu cywion yn llwyddiannus. Mae angen cymysgedd o lystyfiant ar gywion i ddarparu bwyd, cysgod a gorchudd rhag ysglyfaethwyr.

Mae angen tir llaith ar y Gyflfinir i ddod o hyd i'w bwyd. Maent yn archwilio eu pig hir, crwm i'r ddaear i ddod o hyd i bryfed genwair a phryfed.

Yn aml, gwelir y Gyflfinir wrth ymyl pyllau neu ardaloedd gwlyb gan y gallant archwilio eu pigau i'r tir meddal. Fodd bynnag, mae gan y cywion bigau byr felly mae'n rhaid iddynt chwilio am bryfed ac infertebratau bach eraill ar yr wyneb mewn glaswelltir ar ddolydd.



Mae Gyflfinir yn adeiladu eu nyth ar y ddaear yn yr awyr agored. Maent yn adeiladu eu nyth i ffwrdd o goed a gwrychoedd. Maent yn dewis adeiladu eu nythod mewn mannau agored gyda gwelededd da fel y gallant wyllo am ysglyfaethwyr, gan weld bygythiadau fel llwynogod, moch daear a brain.

Curlew facts - comprehension

Why are Curlew on the red list?



By what % has their number dropped in the last 40 years?

How many years do we have to save the Curlew?

When do Curlew make their nests?

Where do Curlew build their nests?

Where do Curlew spend their autumn and winter?

What are Curlew nests called?

How long can Curlew live?

What are Curlew predators?



Darllen a deall - Ffeithiau'r Gylfinir

Pam fod y Gylfinir ar y rhestr goch?



O ba ganran y mae eu nifer wedi gostwng yn y 40 mlynedd diwethaf?

Faint o flynyddoedd sydd gennym ni i achub y Gylfinir?

Pryd mae'r Gylfinir yn nythu?

Ble mae'r Gylfinir yn nythu?

Ble mae'r Gylfinir yn treulio eu hydref a'u gaeaf?

Sut fath o nyth sydd gan y Gylfinir?

Pa mor hir all y Gylfinir fyw?

Beth yw ysglyfaethwyr y Gylfinir?



How to spot a Curlew

The Curlew is the largest European wading bird. Male and female Curlew are similar in appearance, but they differ in size. The female has a slightly larger body and a longer bill.

Here is a picture of a Curlew with some of its distinctive features labelled:

Bill

Curlew have a distinctive long, curved bill to probe into soft ground. The bill can be 10-16cm long.

Their bill acts like a pair of tweezers or chopsticks to find its food.

Call

Curlew have very distinctive calls.

Use the QR code below to listen to their call:



Wingspan

Curlew have a wide wingspan reaching 80-100cm.

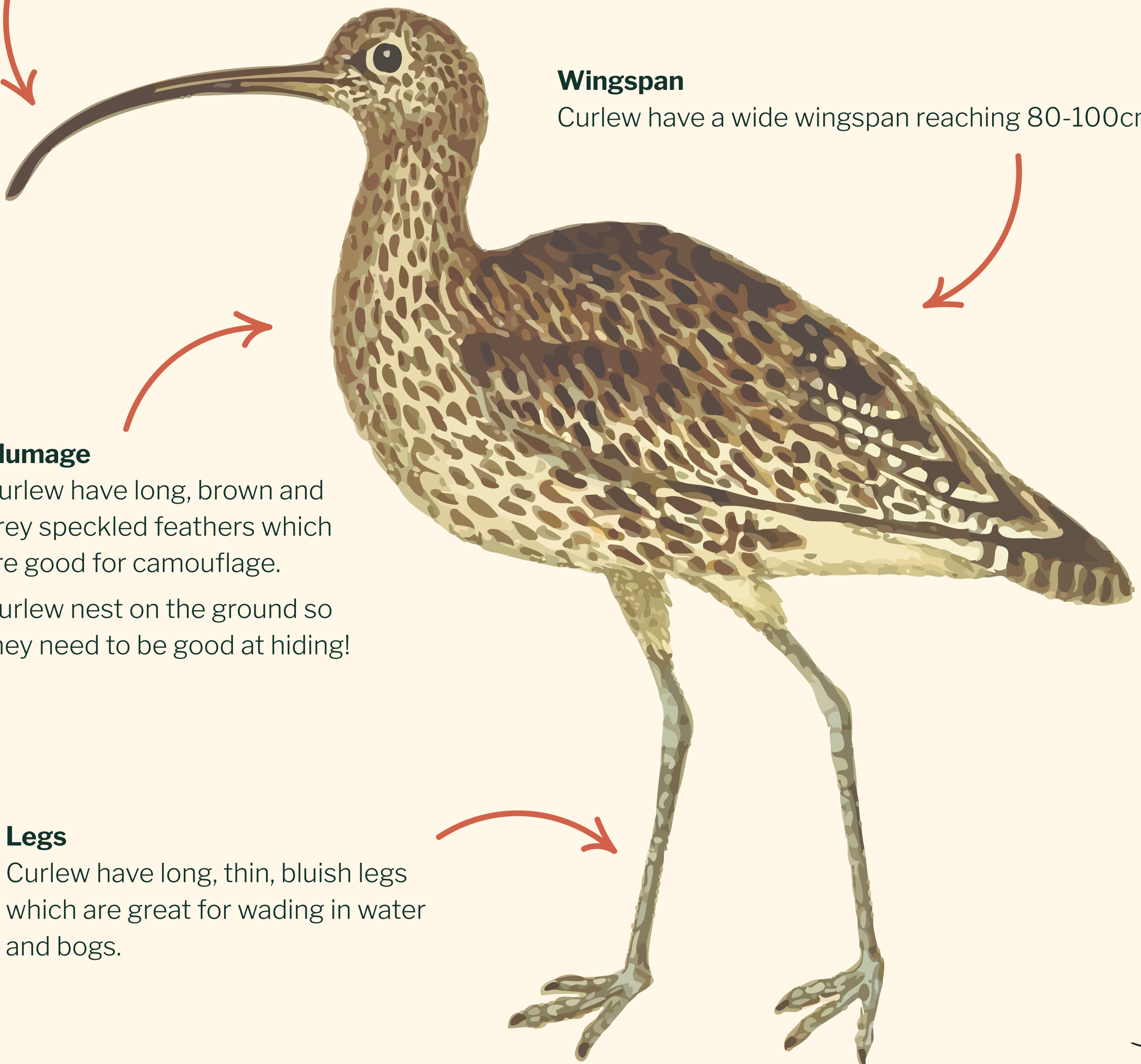
Plumage

Curlew have long, brown and grey speckled feathers which are good for camouflage.

Curlew nest on the ground so they need to be good at hiding!

Legs

Curlew have long, thin, bluish legs which are great for wading in water and bogs.



Sut i adnabod y Gylfinir

Y Gylfinir yw'r aderyn hirgoes Ewropeaidd mwyaf. Mae'r Gylfinir gwrywaidd a benywaidd yn debyg o ran ymddangosiad, ond maent yn wahanol o ran maint. Mae gan y fenyw gorff ychydig yn fwy a phig hirach.

Dyma lun o Gylfinir gyda rhai o'i nodweddion nodedig wedi'u labelu:

Pig

Mae gan y Gylfinir big hir, crwm nodedig i chwilota i mewn i dir meddal. Gall y big fod yn 10-16cm o hyd. Mae eu big yn gweithredu fel pâr o gefeiliau neu ffyn bwyta i ddod o hyd i'w fwyd.

Cri

Mae gan y Gylfinir gri nodedig iawn. Defnyddiwch y cod QR isod i wrando ar eu cri:



Lled adenydd

Mae gan y gylfinir led adenydd llydan sy'n cyrraedd 80-100cm.

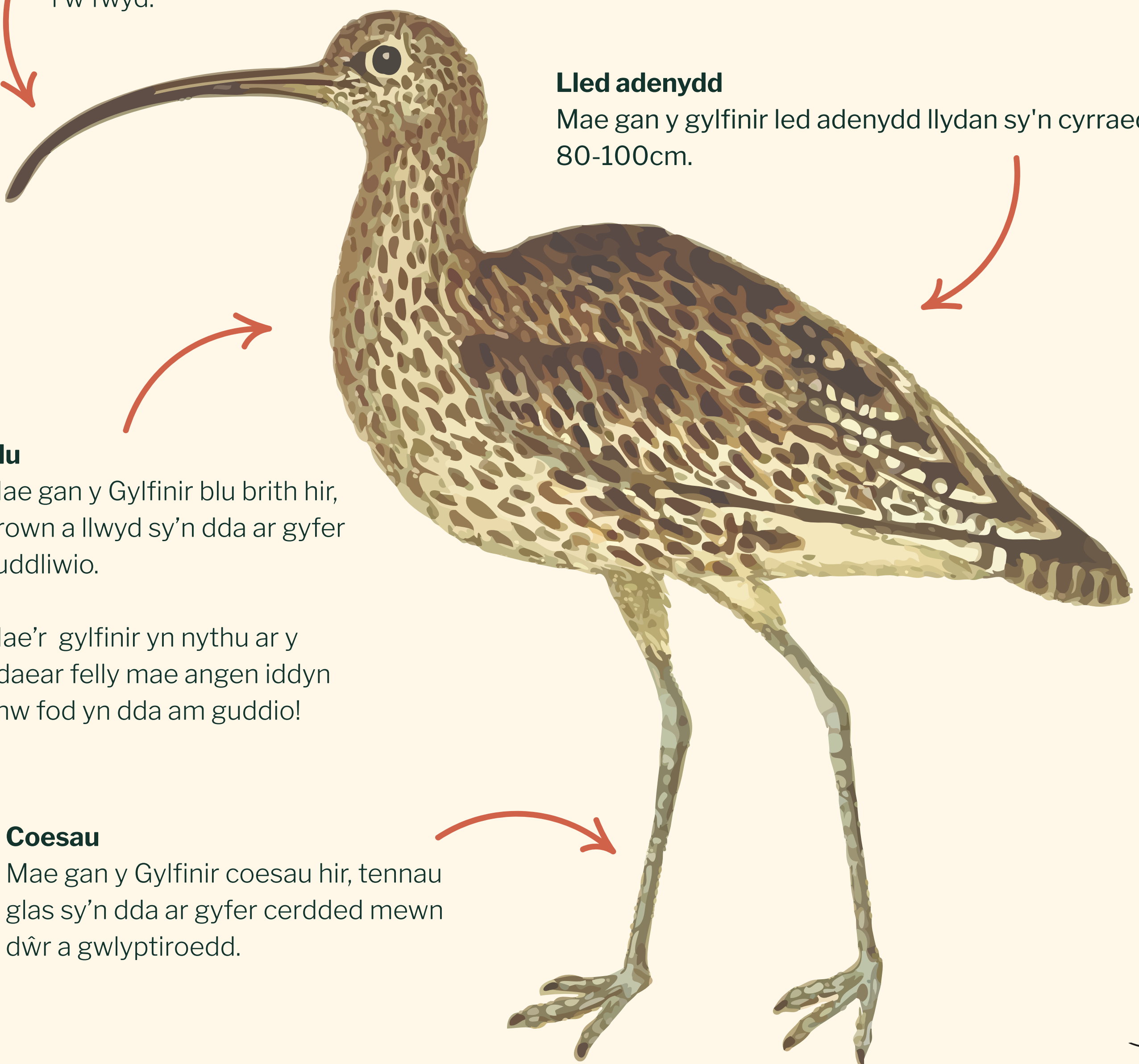
Plu

Mae gan y Gylfinir plu brith hir, brown a llwyd sy'n dda ar gyfer cuddliwio.

Mae'r gylfinir yn nythu ar y ddaear felly mae angen iddyn nhw fod yn dda am guddio!

Coesau

Mae gan y Gylfinir coesau hir, tennau glas sy'n dda ar gyfer cerdded mewn dŵr a gwlyptiroedd.



Curlew Story Book

Come and meet a Curlew called Pegi in, 'Sali and the Call of the Curlew', written by Peter Evans and illustrated by Jillian Howe.

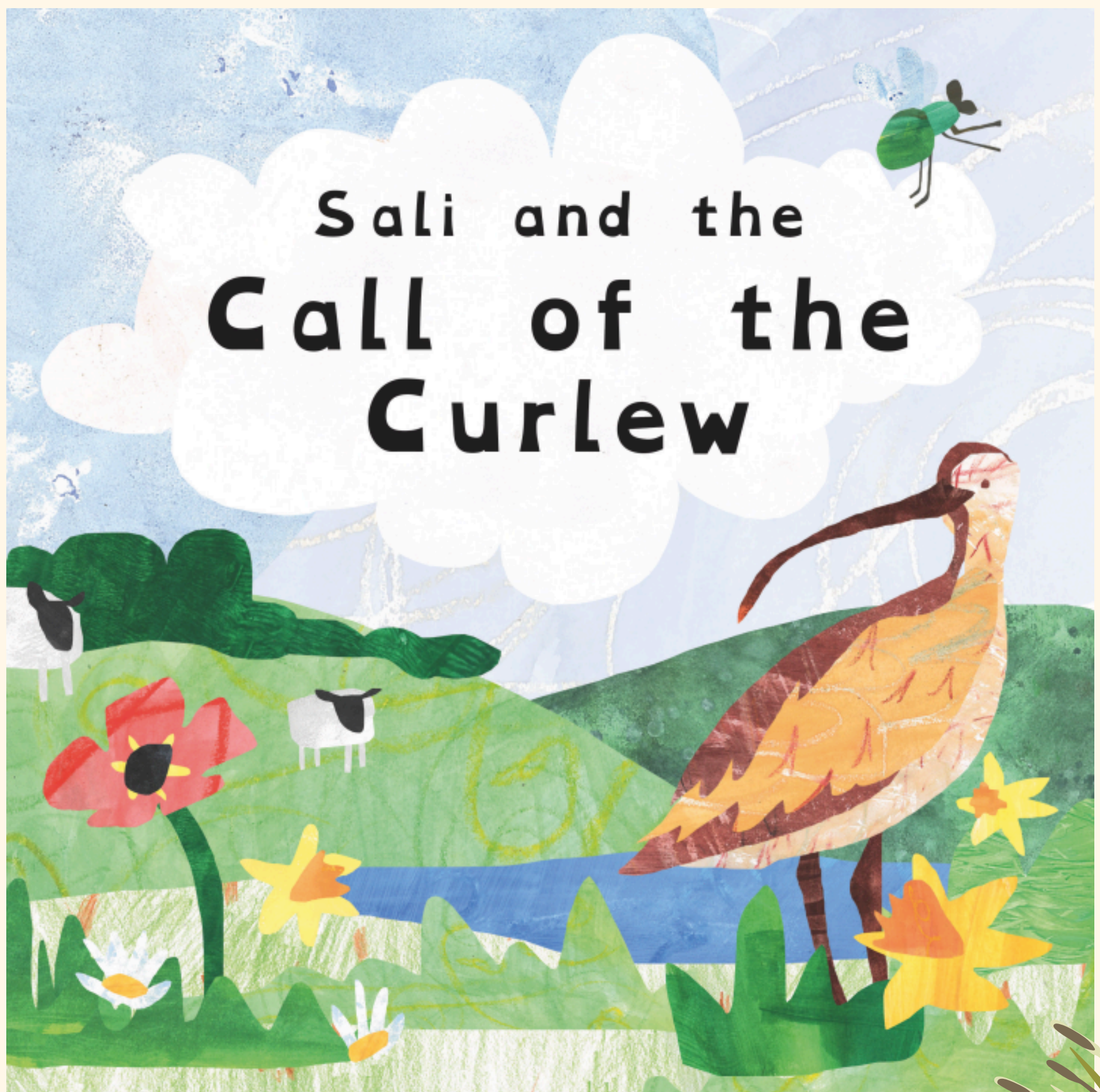
This beautiful book was developed in collaboration with pupils from Ysgol Caer Drewyn, Ysgol y Waun and Ysgol Bro Dyfrdwy, Ysgol Bro Elwen and Ysgol Betws Gwerful Goch.

“This book will take you on a journey with Sali and her Taid (Grandfather) as they work together to help Curlews on their farm. Along the way, you’ll discover why these birds are so important and how you can make a difference too!”

- Sam Kenyon, Curlew and People Officer.

Here is the link to the story book:

<https://beacons-npa.gov.uk/learning/call-of-the-curlew/>



Llyfr Stori am y Gylfinir

Dewch i gwrdd â Gylfinir o'r enw Pegi yn 'Sali a Galwad y Gylfinir', a ysgrifennwyd gan Peter Evans a'i ddarlunio gan Jillian Howe.

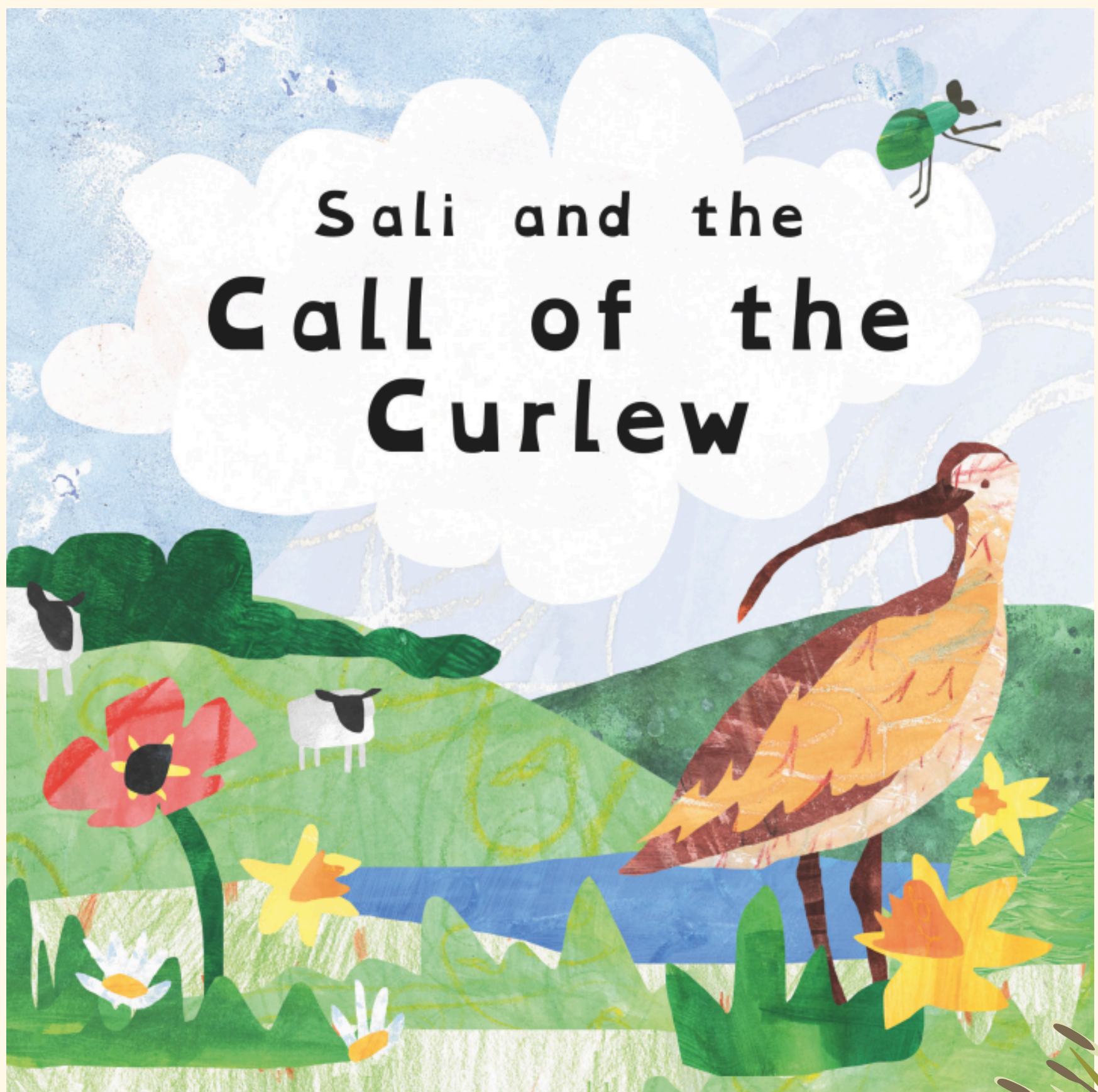
Datblygwyd y llyfr hardd hwn mewn cydweithrediad â disgyblion o Ysgol Caer Drewyn, Ysgol y Waun ac Ysgol Bro Dyfrdwy, Ysgol Bro Elwen ac Ysgol Betws Gwerful Goch.

"Bydd y llyfr hwn yn mynd â chi ar daith gyda Sali a'i Taid wrth iddynt weithio gyda'i gilydd i helpu Gylfinirod ar eu fferm. Ar hyd y ffordd, byddwch yn darganfod pam mae'r adar hyn mor bwysig a sut allwch chithau wneud gwahaniaeth hefyd!"

- Sam Kenyon, Swyddog Gylfinir a Phobl.

Dyma'r ddolen i'r llyfr stori:

<https://beacons-npa.gov.uk/learning/call-of-the-curlew/>



Writing a Curlew Story

Can you plan your own Curlew story?



Setting - Where and when?

Main characters - You? Your dog? Other wildlife?

Problem - Curlew are in danger - How? Why?

Solution - A happy ending for all! How and why?



Ysgrifennu stori am y Gylfinir

Cynlluniwch eich stori



Lleoliad - Ble a Phryd?

Prif gymeriadau - Chi? Eich ci? Bywyd gwyllt arall?

Problem - Mae'r Gylfinir mewn perygl - Sut? Pam?

Datrysiad - Diwedd hapus i bawb! Sut a pham?



Curlew Poem

Students from Ysgol Caer Drewyn, Ysgol Bro Dyfrdwy and Ysgol Y Waun created this award winning poem for the World Curlew Day Poetry Competition for Curlew Action. Can you take inspiration from their work to compose your own poem about Curlew?

Pen yn fach a'i big yn hir, Croeso nôl i'r Gylfinir

Soft fluffy feather and a long curved beak,
The Curlew's future is looking bleak!
Help the chicks survive and thrive,
We must act to keep them alive!
Protect the brave and beautiful birds,
From being trampled by the herd!
Whistles in the meadows like a summer song,
Chilling by the coast all winter long.

Pen yn fach a'i big yn hir, Croeso nôl i'r Gylfinir.

Mae Pegi Pig Hir mewn perygl mawr,
Wyau gwyrdd di dodwy ar lawr!
Ei blu sy'n guddliw yn ei gynefin,
Rhaid gofalu am y gylfinir prin!
Coesau fel brigyn mewn nyth ar y bryn,
Yn mudo yn nôl o'r môr i'r llyn!
Chwiban swynol fel cân dros y tir,
Galwad am help yw glywed yn glir.

Pen yn fach a'i big yn hir, Croeso nôl i'r Gylfinir.

Long beak and fluffy feathers,
In farmer's fields of flowers and heather.
They hide in the grass and are hard to find,
To save their nest we must be kind!
Their whistling call is heard from far.
Like an alarm bell of a car.
They hunt on the beach to find a treat,
A crab or shrimp or worm to eat!

Pen yn fach a'i big yn hir, Croeso nôl i'r Gylfinir!



Cerdd y Gylfinir

Myfyrwyr o Ysgol Caer Drewyn, Ysgol Bro Dyfrdwy ac Ysgol Y Waun greodd y gerdd arobryn hon ar gyfer Cystadleuaeth Barddoniaeth Diwrnod Gylfinir y Byd ar gyfer Gweithredu Gylfinir. Allwch chi gymryd ysbrydoliaeth o'u gwaith i gyfansoddi eich cerdd eich hun am y Gylfinir?

Pen yn fach a'i big yn hir, Croeso nôl i'r Gylfinir

Soft fluffy feather and a long curved beak,
The Curlew's future is looking bleak!
Help the chicks survive and thrive,
We must act to keep them alive!
Protect the brave and beautiful birds,
From being trampled by the herd!
Whistles in the meadows like a summer song,
Chilling by the coast all winter long.

Pen yn fach a'i big yn hir, Croeso nôl i'r Gylfinir.

Mae Pegi Pig Hir mewn perygl mawr,
Wyau gwyrdd di dodwy ar lawr!
Ei blu sy'n guddliw yn ei gynefin,
Rhaid gofalu am y gylfinir prin!
Coesau fel brigyn mewn nyth ar y bryn,
Yn mudo yn nôl o'r môr i'r llyn!
Chwiban swynol fel cân dros y tir,
Galwad am help yw glywed yn glir.

Pen yn fach a'i big yn hir, Croeso nôl i'r Gylfinir.

Long beak and fluffy feathers,
In farmer's fields of flowers and heather.
They hide in the grass and are hard to find,
To save their nest we must be kind!
Their whistling call is heard from far.
Like an alarm bell of a car.
They hunt on the beach to find a treat,
A crab or shrimp or worm to eat!

Pen yn fach a'i big yn hir, Croeso nôl i'r Gylfinir!



Working with Farmers and Landowners

To improve habitat and protect nesting Curlew

We are supporting farmers and landowners with funding and advice to help Curlew to survive. This is helping with:



Putting electric fences around nesting sites helps to protect the eggs and chicks from ground predators, such as foxes, badgers, dogs off leads and people.

Delaying the cutting of hay/silage or delaying grazing the fields where there are nests means that the chicks can have cover while they grow up enough to fly away.



Cutting scrub, bracken and rush to improve visibility so that the Curlew can see any oncoming predators.

Creating shallow pools and wet features to provide food sources for chicks and adults. Adults probe in the mud to find their food to maintain their energy and to look after their chicks.



Managing predators, such as foxes and crows gives Curlew eggs a chance to hatch and chicks a greater chance of fledging.



Gweithio gyda Ffermwyr a Thirfeddianwyr

i wella cynefin ac amddiffyn y Gylfinir sy'n nythu

Rydym yn cefnogi ffermwyr a thirfeddianwyr gyda chyllid a chynghor i helpu'r Gylfinir i oroesi. Mae hyn yn helpu gyda:



Gosod ffensys trydan o amgylch safleoedd nythu i helpu i amddiffyn yr wyau a'r cywion rhag ysglyfaethwyr daear, fel llwynogod, moch daear, cŵn oddi ar dennyn a phobl.

Gohirio torri gwair/silwair neu ohirio pori'r caeau lle mae nythod yn golygu y gall y cywion gael lloches tra byddant yn tyfu i fyny digon i hedfan i ffwrdd.



Torri prysgwydd, rhedyn a brwyn i wella gwelededd fel y gall y Gylfinir weld unrhyw ysglyfaethwyr sy'n dod tuag atynt.

Creu pyllau bas a nodweddion gwlyb i ddarparu ffynonellau bwyd i gywion ac oedolion. Mae oedolion yn chwilio yn y mwd i ddod o hyd i'w bwyd i gynnal eu hegni ac i ofalu am eu cywion.



Rheoli ysglyfaethwyr, fel llwynogod a brain, gan roi cyfle i wyau'r gylfinir ddeor a chyfle gwell i gywion hedfan.

Working with Volunteers and Rangers

To improve habitat and protect nesting Curlew

We are supporting volunteers and rangers with training and advice to help Curlew to survive. This is helping with:




Protection zones:

Putting electric fences around nesting sites helps to protect the eggs and chicks from ground predators, such as foxes, badgers, dogs off leads and people.

Looking out for the Curlew:

Reporting evidence of Curlew, nests and chicks and checking their habitat is undisturbed.



Raising awareness about Curlew:

Educating the public about Curlew and how to behave to help protect them. Can include writing social media posts, newsletters or putting up signs.

Keeping in contact:

Having regular training and meetings to report sightings and request help when needed. Working with other organisations working to protect the Curlew too.



Gweithio gyda Gwirfoddolwyr a Cheidwaid

i wella cynefin ac amddiffyn y Gylfinir sy'n nythu

Rydym yn cefnogi gwirfoddolwyr a cheidwaid gyda hyfforddiant a chynghor i helpu'r Gylfinir i oroesi. Mae hyn yn helpu gyda:




Parthau gwarchod:

Mae gosod ffensys trydan o amgylch safleoedd nythu yn helpu i amddiffyn yr wyau a'r cywion rhag ysglyfaethwyr daear, fel llwynogod, moch daear, cŵn oddi ar dennyn a phobl.

Cadw llygad am y Gylfinir:

Mae adrodd tystiolaeth o'r Gylfinir, nythod a chywion a gwirio eu cynefin yn ddigyffro.



Codi ymwybyddiaeth am y Gylfinir:

Addysgu'r cyhoedd am y Gylfinir a sut i ymddwyn i helpu i'w hamddiffyn. Gall gynnwys ysgrifennu postiodau cyfryngau cymdeithasol, cylchlythyrau neu godi arwyddion.

Cadw mewn cysylltiad:

Cael hyfforddiant a chyfarfodydd rheolaidd i roi gwybod am safleoedd a gofyn am gymorth pan fo angen. Gweithio gyda sefydliadau eraill sy'n gweithio i amddiffyn y Gylfinir hefyd.



Photographs and discussion time:

What has been done to help the Curlew?



Amser trafod lluniau:

Beth sydd wedi cael ei wneud i helpu'r Gylfinir?



Curlew Camouflage – a super power!

Many animals rely on camouflage to survive. They need to blend in with their surroundings so that they do not get spotted by predators.

Curlew eggs are camouflaged. They are olive green and speckled, slightly larger and more pointy than a chicken egg. Look at the photograph of the eggs. How would you describe a Curlew egg?

Make your own Curlew egg. You could use paint, chalk, colouring pencils, wool, playdough or natural materials to create your Curlew egg.



Nest Challenge

During spring and early summer Curlew nest and breed on farmland, wetlands, moors and meadows. They build their nests (scrapes) on the ground and away from hedgerows and trees. Curlew like to build their nests in open areas with good visibility so that they can watch out for predators. Can you build a nest like a Curlew for your eggs?

Go outside and search for natural materials to create your own Curlew nest for your eggs. Work in teams to see who can create the best camouflage nest. Look at the photographs below. Which is the pretend nest?



Cuddliw Gyflinir – rhywbeth gwych!

Mae llawer o anifeiliaid yn dibynnu ar guddliw i oroesi. Mae angen iddyn nhw gymysgu â'u hamgylchedd fel nad ydyn nhw'n cael eu gweld gan ysglyfaethwyr. Mae wyau Gyflinir wedi'u cuddio. Maent yn wyrdd olewydd ac yn frith, ychydig yn fwy ac yn fwy pigfain nag wy cyw iâr. Edrychwch ar y ffotograff o'r wyau. Sut fydddech chi'n disgrifio wy Gyflinir?



Gwnewch eich wy Gyflinir eich hun. Gallech ddefnyddio paent, sialc, pensiliau lliwio, gwllân, toes chwarae neu ddeunyddiau naturiol i greu eich wy Gyflinir.



Her y Nyth

Yn ystod y gwanwyn a dechrau'r haf, mae'r Gyflinir yn nythu ac yn bridio ar dir fferm, gwlyptiroedd, rhostiroedd a dolydd. Maent yn adeiladu eu nythod (sgrafellau) ar y ddaear ac i ffwrdd o wrychoedd a choed. Mae'r Gyflinir yn hoffi adeiladu eu nythod mewn mannau agored gyda gwelededd da fel y gallant wyllo am ysglyfaethwyr.

Allwch chi adeiladu nyth fel Gyflinir ar gyfer eich wyau?

Ewch allan a chwiliwch am ddeunyddiau naturiol i greu eich nyth Gyflinir eich hun ar gyfer eich wyau. Gweithiwch mewn timau i weld pwy all greu'r nyth cuddliw gorau. Edrychwch ar y lluniau isod. Pa un yw'r nyth ffug?



Curlew Ranger - Protection Zone



Curlew nest in well-hidden scrapes on the ground. Their nests are camouflaged with their surroundings making it easy for them to hide. Curlew usually lay four eggs in April-May. The eggs are quite large in size (bigger than a chicken egg) and slightly pointy.

The eggs are olive green in colour with dark brown speckles for camouflage. Both parents incubate the eggs for about 4 weeks.

Did you know that we have been using electric fences to protect nesting sites? Electric fences have been shown to improve chick numbers from 30% to 90%. These fences are usually 20m x 20m in size.



Go Outside: Be a Curlew Ranger!

Measure and create your own protection zone for a Curlew nest! You will need:

- A 'nest' (hoop or similar)
- Outdoor area (grass or playground)
- Measuring tapes/ metre sticks
- Rope and camping pegs or chalk to mark the protection zone

Start with a 2m x 2m protection zone. If you have enough space measure out and create a bigger zone.

Parth Gwarchod – Ceidwad y Gyflinir



Mae'r Gyflinir yn nythu mewn mannau cudd iawn ar y ddaear. Mae eu nythod wedi'u cuddio gyda'u hamgylchedd gan ei gwneud hi'n hawd iddyn nhw guddio. Fel arfer, mae'r Gyflinir yn dodwy pedwar wy ym mis Ebrill-Mai. Mae'r wyau'n eithaf mawr o ran maint (yn fwy nag wy iâr) ac ychydig yn bigfain.

Mae'r wyau'n wyrdd olewydd o ran lliw gyda brychni brown tywyll ar gyfer cuddio. Mae'r ddau riant yn deori'r wyau am tua 4 wythnos.

Oeddech chi'n gwybod ein bod ni wedi bod yn defnyddio ffensys trydan i amddiffyn safleoedd nythu?

Dangoswyd bod ffensys trydan yn gwella niferoedd cywion o 30% i 90%. Mae'r ffensys hyn fel arfer yn 20m x 20m o ran maint.



Ewch Allan: Byddwch yn Geidwad Gyflinir!

Mesurwch a chreuwch eich parth gwarchod eich hun ar gyfer nyth Gyflinir! Bydd angen:

'Nyth' (cylch neu debyg)

Ardal awyr agored (glaswellt neu faes chwarae)

Tapiau mesur/ffonau mesur

Rhaff a phegiau gweryslla neu sialc i nodi'r parth gwarchod.

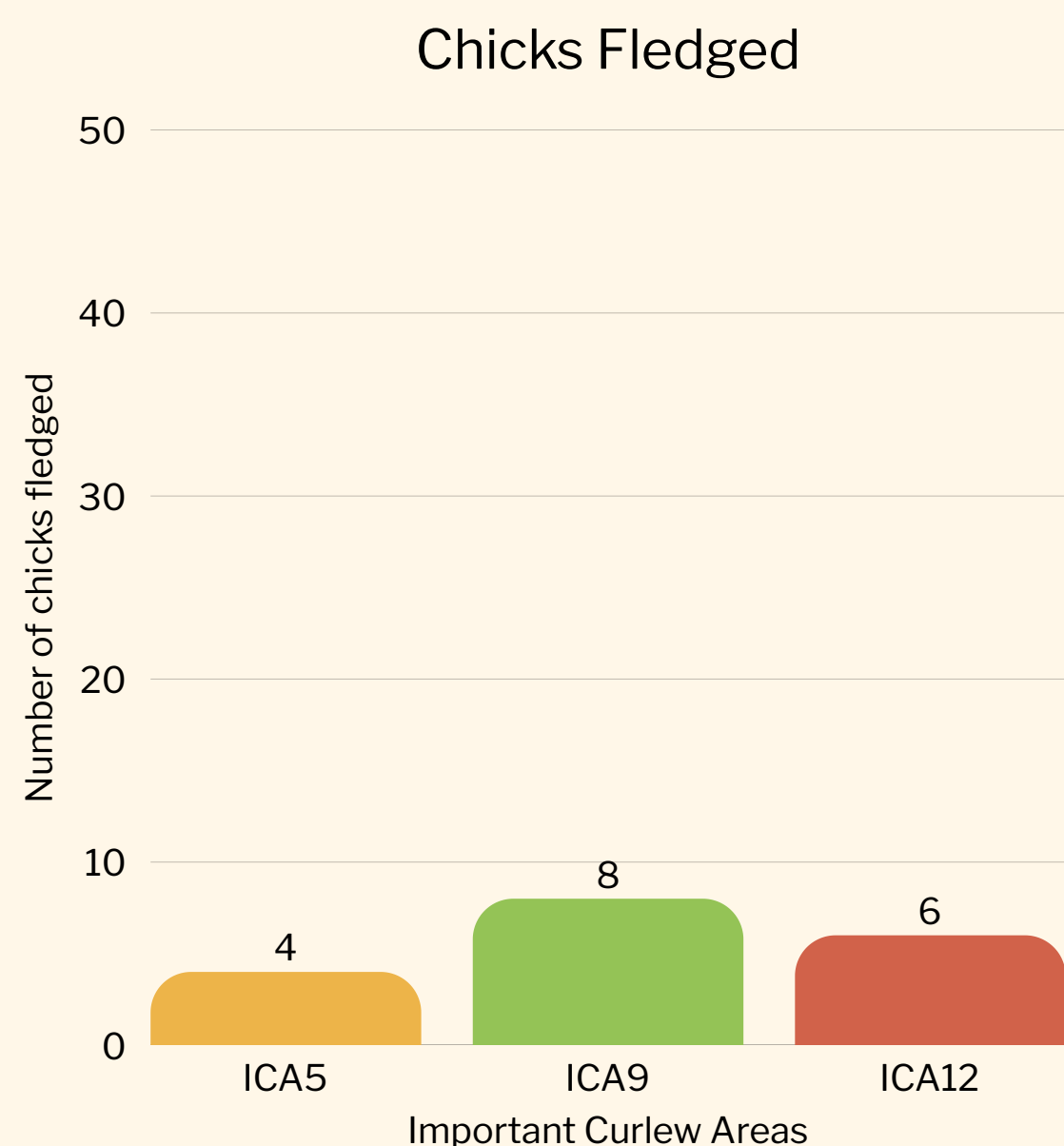
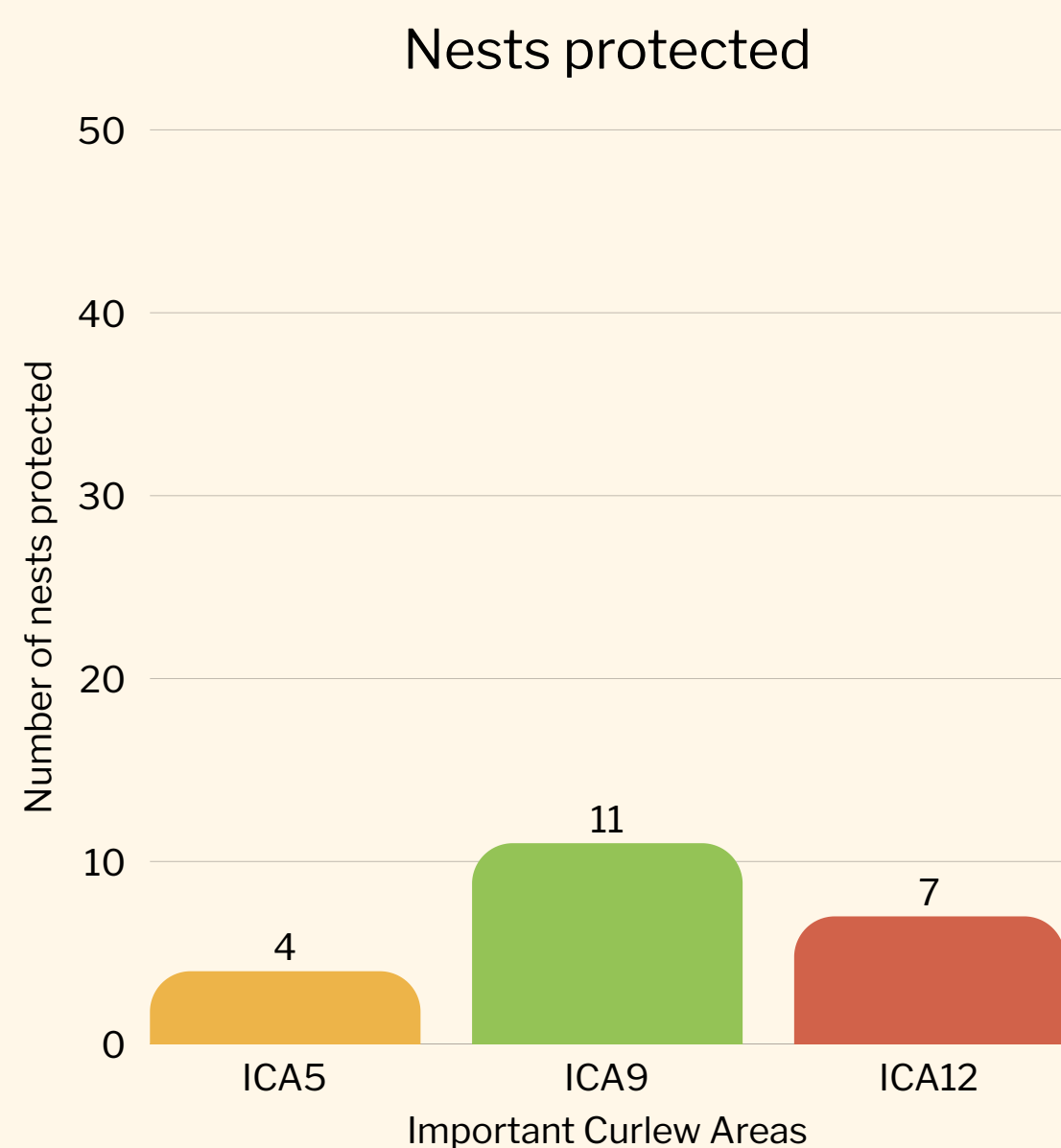
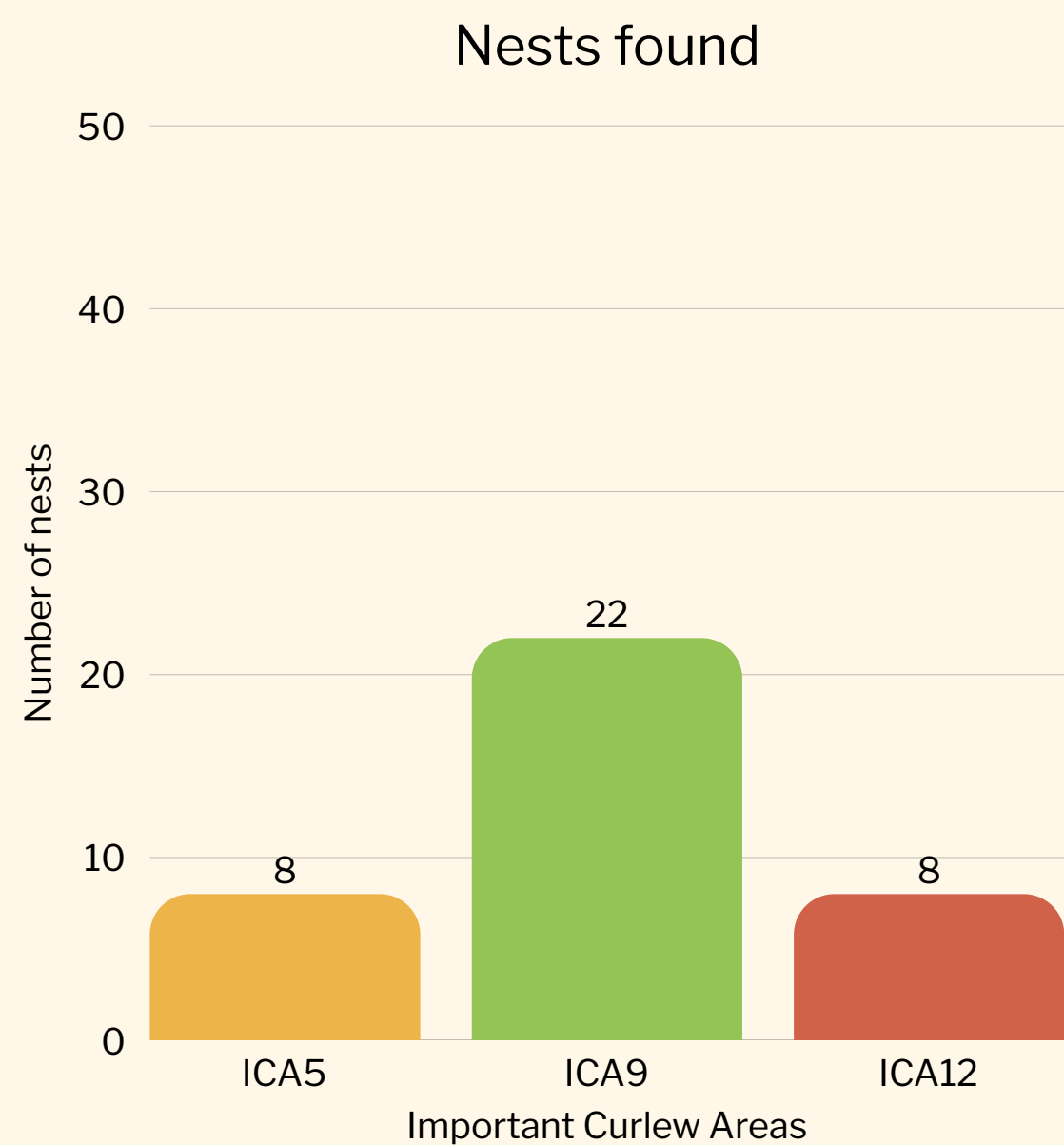
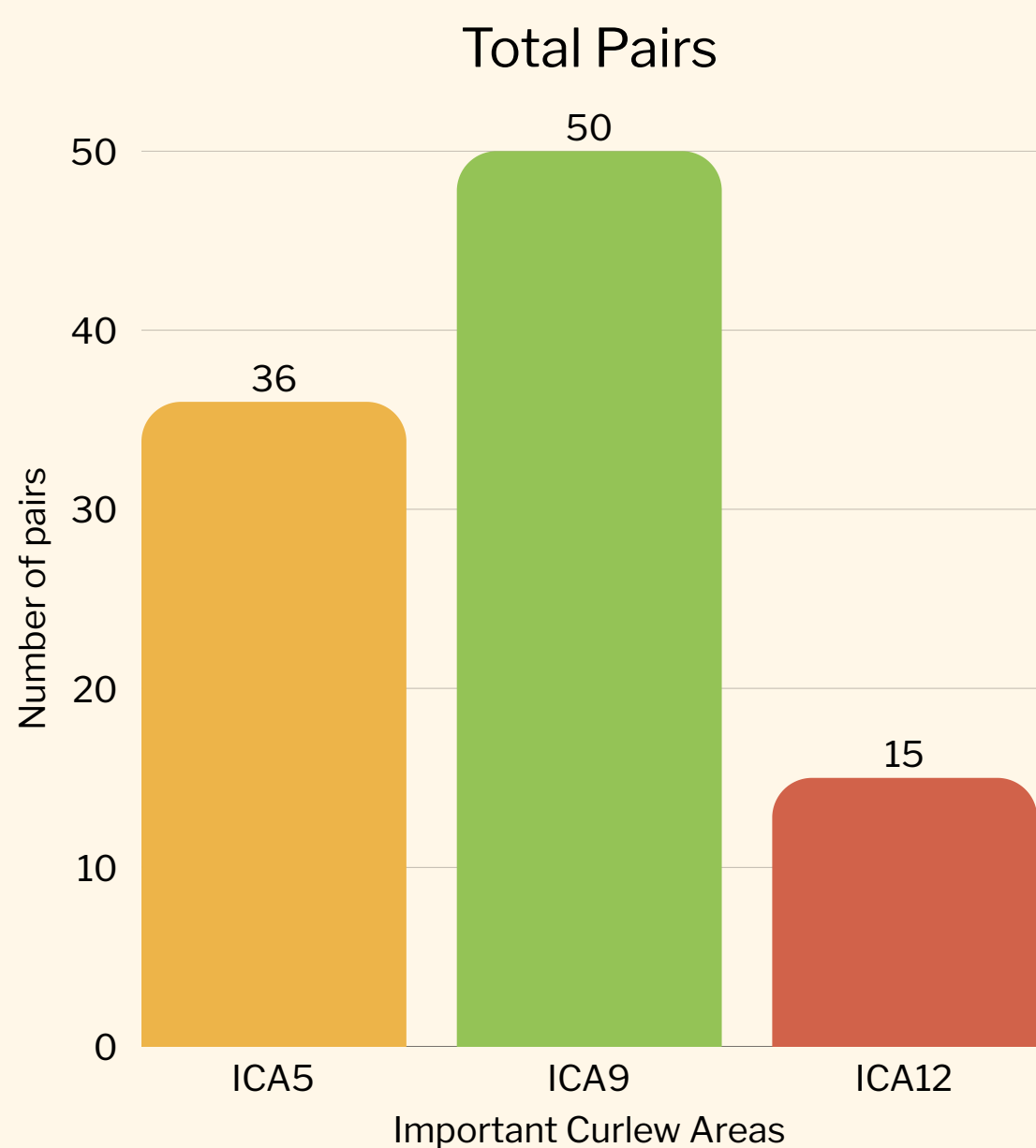
Dechreuwch gyda pharth gwarchod 2m x 2m. Os oes gennych ddigon o le, mesurwch allan a chreuwch barth mwy.



Curlew Data: Survey and Monitoring

To protect our Curlew, we need to understand where they are, how they're doing and what issues they face. We have trained lots of volunteers in the three Important Curlew Areas to help us to locate and monitor breeding Curlew. If we know where the breeding Curlew are, we can monitor the number of nests, help protect them by erecting electric fencing and monitor the number of chicks fledged.

Use the graphs below to understand the data we collected in the 2024 Breeding Season. Discuss what happened and why. Can you use the data on the graphs below to answer the set of questions on the following page?

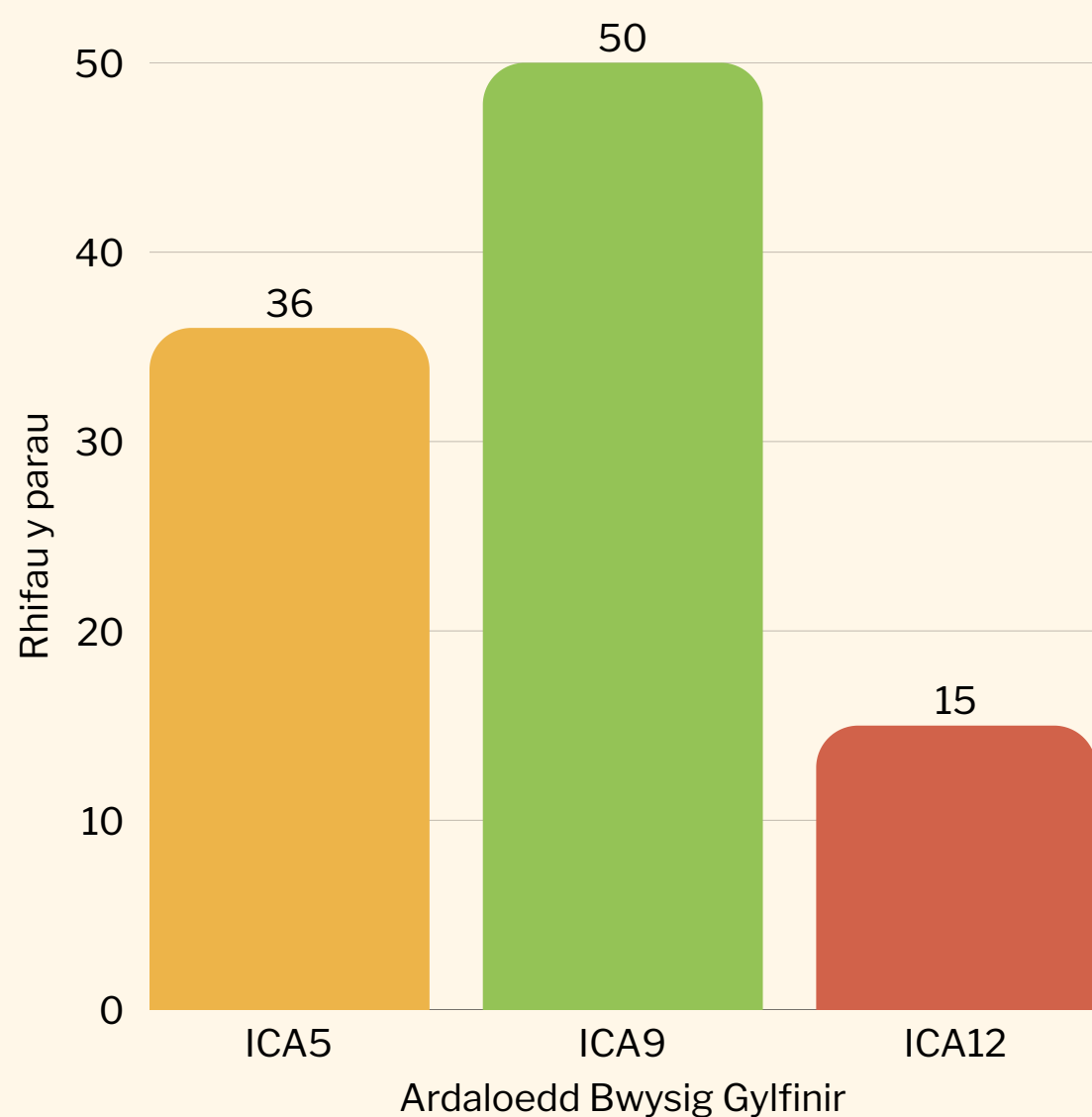


Data'r Gylfinir: Arolwg a Monitro

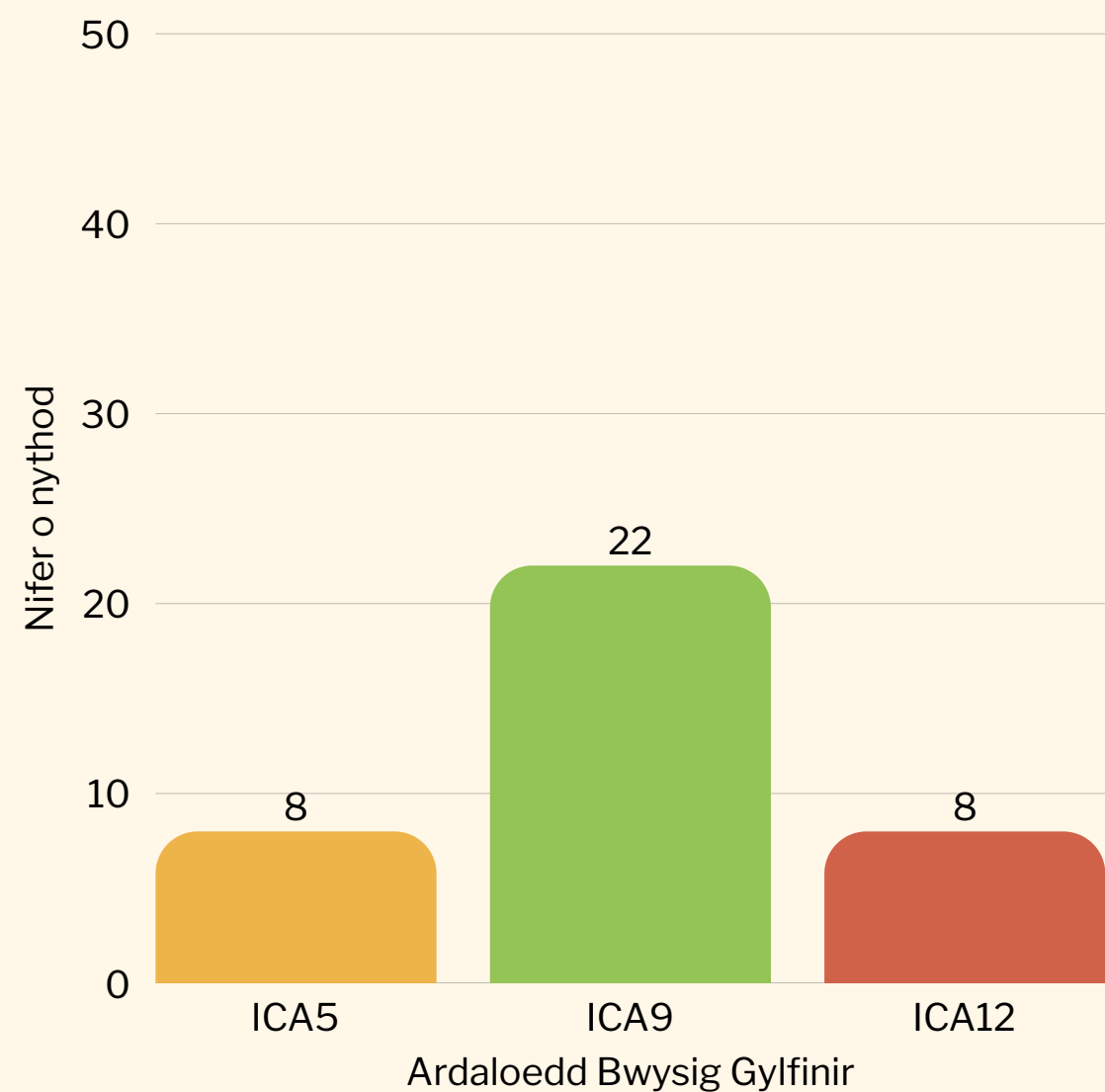
Er mwyn amddiffyn y Gylfinir, mae angen i ni ddeall ble maen nhw, sut maen nhw'n gwneud a pha broblemau maen nhw'n eu hwynebu. Rydym wedi hyfforddi llawer o wirfoddolwyr yn y tair Ardal Bwysig ar gyfer y Gylfinir i'n helpu i leoli a monitro'r Gylfinir sy'n bridio. Os ydym yn gwybod ble mae'r Gylfinir sy'n bridio, gallwn fonitro nifer y nythod, helpu i'w hamddiffyn trwy godi ffensys trydan a monitro nifer y cywion sydd wedi hedfan.

Defnyddiwch y graffiau isod i ddeall y data a gasglwyd gennym yn Nhyrnor Bridio 2024. Trafodwch beth ddigwyddodd a pham. Allwch chi ddefnyddio'r data ar y graffiau isod i ateb y set o gwestiynau ar y dudalen ganlynol?

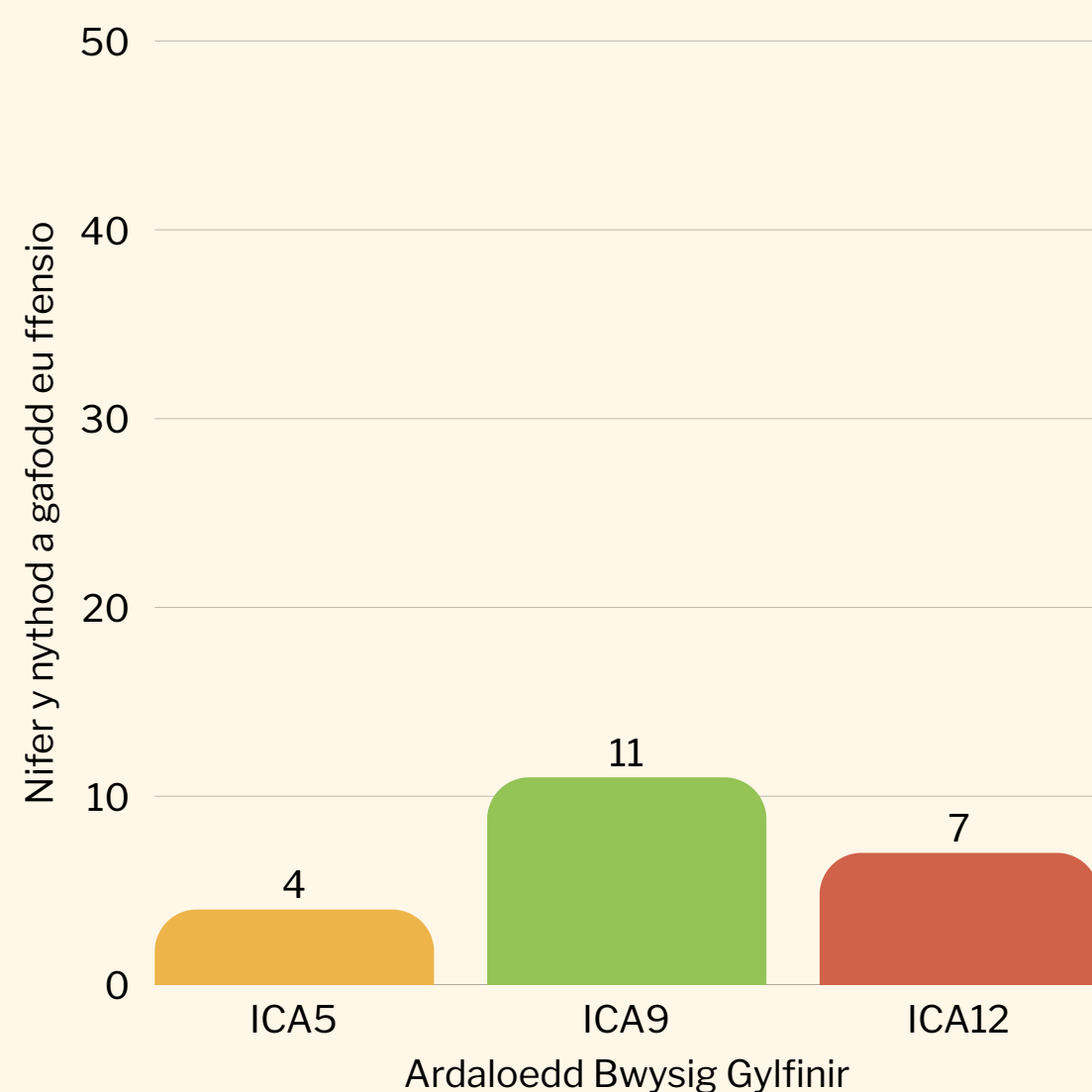
Cyfanswm y paruau bridio



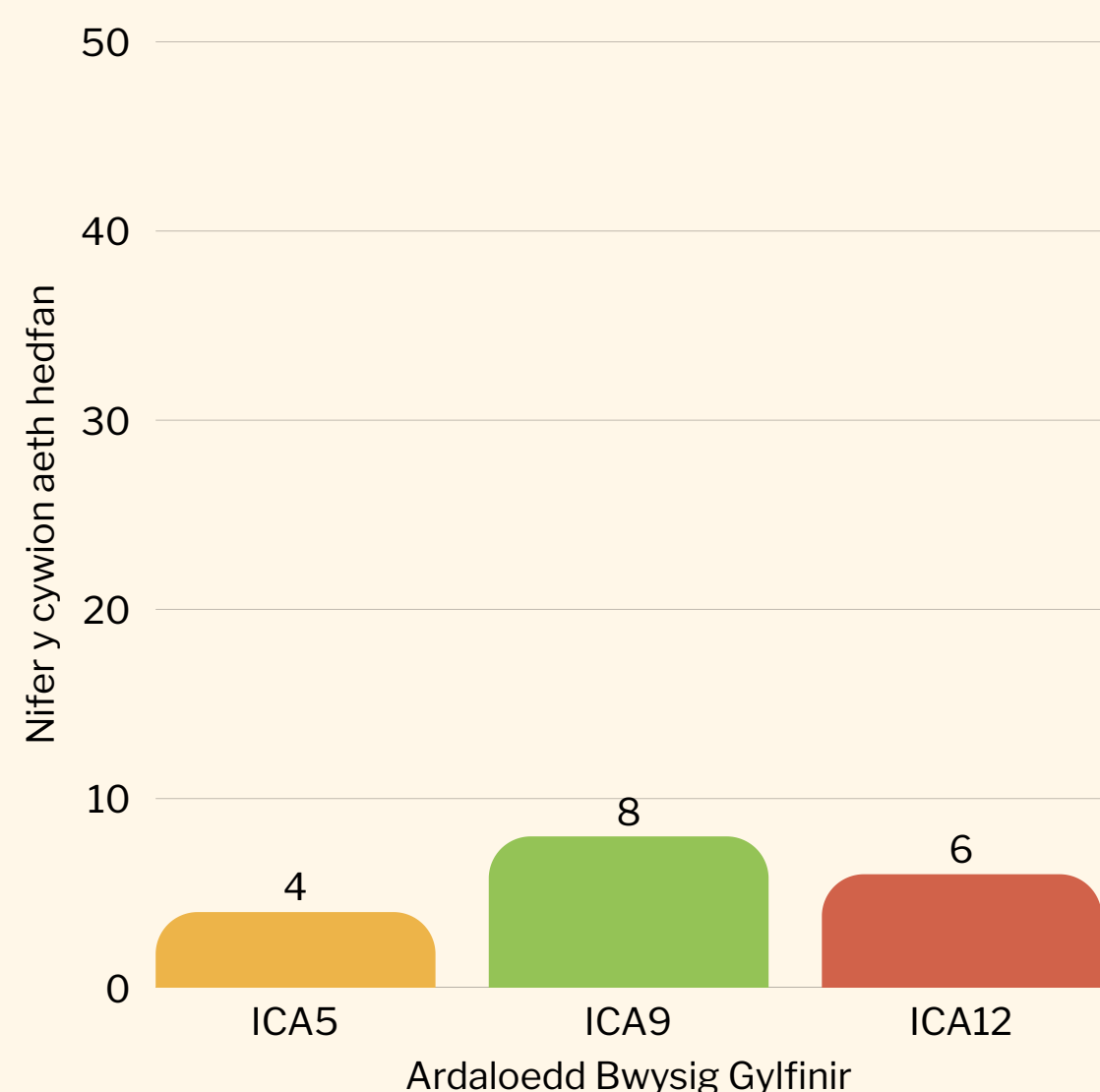
Nythod a ddarganfuwyd



Nythod a gafodd eu ffensio



Cywion aeth hedfan



Understanding and using the data

How many breeding pairs of Curlew were there in the 3 Important Curlew Areas in 2024? Show your workings out.

How many nests were found in the 3 Important Curlew areas in 2024? Show your workings out.

How many nests were fenced off to protect the eggs and chicks?
Show your workings out.

Roughly 84 chicks hatched across the project area. But, sadly only 18 Curlew fledged. Why do you think this is? What challenges did the Curlew, their eggs and chicks face?

Deall a defnyddio'r data

Faint o barau bridio o Gylfinir oedd yn y 3 Ardal Bwysig o Gylfinir yn 2024?
Dangoswch eich gwaith allan.

Faint o nythod a ddarganfuwyd yn y 3 ardal Bwysig ar gyfer y Gylfinir yn 2024?
Dangoswch eich gweithio allan.

Faint o nythod a gafodd eu ffensio i amddiffyn yr wyau a'r cywion? Dangoswch eich gweithio allan.

Deorodd tua 84 o gywion ar draws ardal y prosiect. Ond, yn anffodus dim ond 18 o'r Gylfinir aeth hedfan. Pam ydych chi'n meddwl bod hyn? Pa heriau a wynebodd y Gylfinir, eu hwyau a'u cywion?

Create a Curlew

The Curlew has distinctive features which help it to survive. It looks quite different to most other birds.

How would you spot a Curlew? What makes it stand out? Create your own Curlew. Here are some ideas, remember to think about its distinctive features.

Create a Curlew using natural materials

Draw or paint a Curlew using a variety of media

Create your own Curlew

Build a model of a Curlew

Make a Curlew puppet

Create a Curlew sculpture

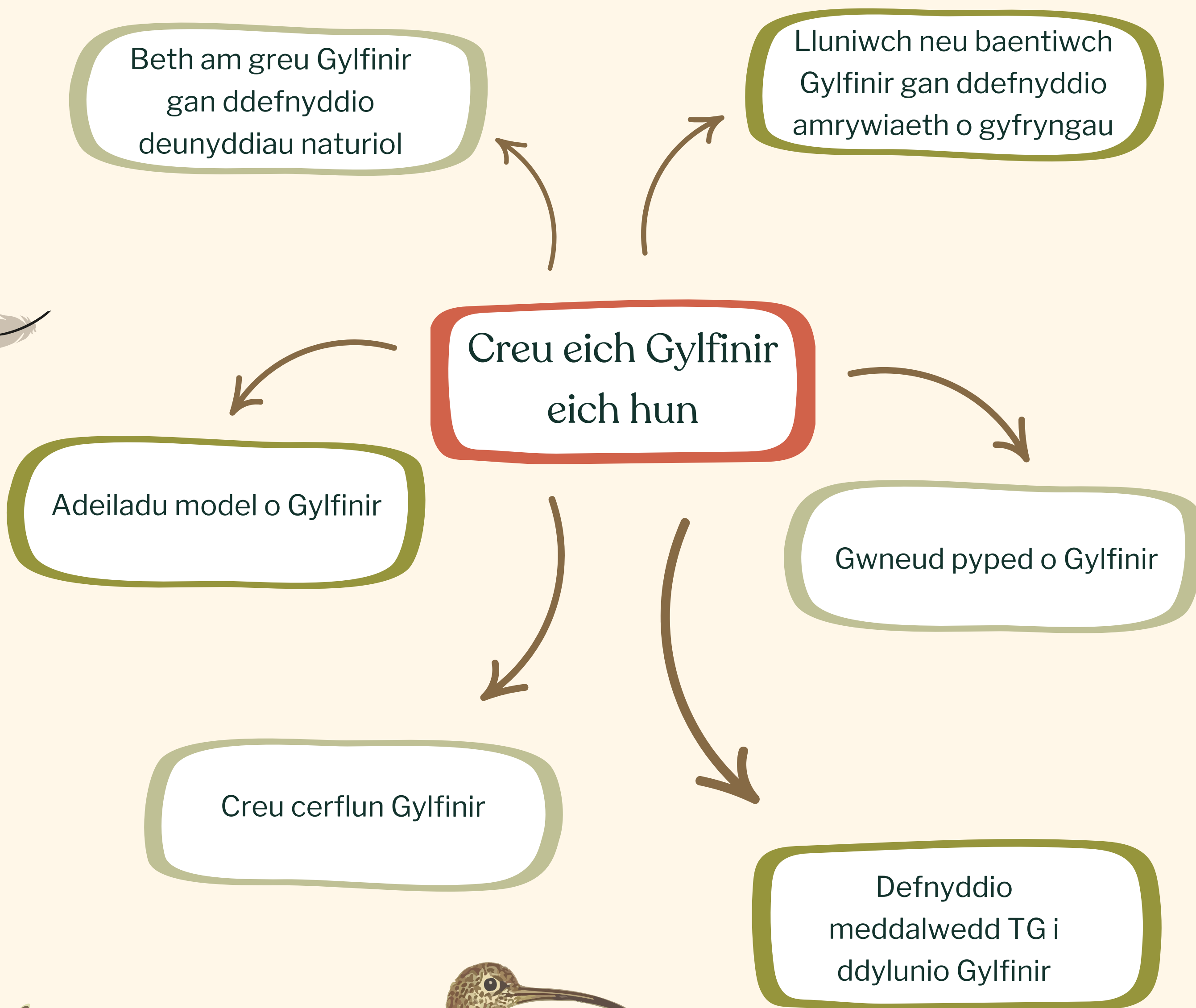
Use IT software to create a Curlew



Creu Gylfinir

Mae gan y Gylfinir nodweddion nodedig sy'n ei helpu i oroesi. Mae'n edrych yn eithaf gwahanol i'r rhan fwyaf o adar eraill.

Sut fydddech chi'n adnabod Gylfinir? Beth sy'n ei wneud yn sefyll allan? Crëwch eich Gylfinir eich hun. Dyma rai syniadau, cofiwch feddwl am ei nodweddion nodedig.



Curlew Chorus – Create a Soundscape



The Curlew makes the most distinctive call, it is unique: once heard it is never forgotten. Their different calls are often described as bubbling, haunting or even mournful. The Curlew has different calls for different situations. The bubbling breeding sound is often associated with happiness, as the Curlew get ready to nest.

Their calls have inspired so many artists, writers, poets and musicians. Can you research musicians who have been inspired by Curlew? Research the work of Merlyn Driver and the Curlew Sounds Project. To help these iconic birds, leading musicians including David Gray, Talvin Singh, and The Unthanks recorded a new album. The sound of the Curlew has also inspired Charlotte Church to write a song.

Listen to the Curlew using these 2 QR codes below:



'Bubbling' Call.
Used during courtship displays.





'Curlee' alarm.
Call used when danger is detected.

Create your own Curlew Soundscape:

Experiment with natural materials, your voice and body, everyday objects and instruments to recreate the different calls Curlew make.

Think about the pitch and rhythm needed to recreate a Curlew call.



Côr y Gylfinir – Creu Tirwedd Sain



Mae cri'r Gylfinir yn un nodedig iawn, mae'n unigryw: unwaith y caiff ei chlywed, ni chaiff ei hanghofio byth. Yn aml, disgrifir eu cri gwahanol fel rhai byrlymus, atgofus neu hyd yn oed galarus. Mae gan y Gylfinir alwadau gwahanol ar gyfer gwahanol sefyllfaoedd. Yn aml, cysylltir y sŵn bridio byrlymus â hapusrwydd, wrth i'r Gylfinir baratoi i nythu.

Mae eu galwadau wedi ysbrydoli cymaint o artistiaid, awduron, beirdd a cherddorion. Allwch chi ymchwilio i gerddorion sydd wedi cael eu hysbrydoli gan y Gylfinir? Ymchwiliwch i waith Merlyn Driver a Phrosiect Seiniau'r Gylfinir. I helpu'r adar eiconig hyn, recordiodd cerddorion blaenllaw gan gynnwys David Gray, Talvin Singh, a The Unthanks albwm newydd. Mae sŵn y Gylfinir hefyd wedi ysbrydoli Charlotte Church i ysgrifennu cân.

Gwrandewch ar y Gylfinir gan ddefnyddio'r 2 god QR isod:



Galwad 'Swigog'.
Defnyddir yn ystod arddangosfeydd carwriaeth.






Sain 'Cwrl'.
Galwad yn cael ei defnyddio pan ganfyddir perygl.

Creu eich Tirwedd Sain Gylfinir eich hun:

Arbrofwch â deunyddiau naturiol, eich llais a'ch corff, gwrthrychau bob dydd ac offerynnau i ail-greu'r gwahanol alwadau y mae'r Gylfinir yn eu gwneud.

Meddyliwch am y traw a'r rhythm sydd eu hangen i ail-greu galwad y Gylfinir.



Habitat Design

Curlew spend their autumn and winter at the coast. During the spring and early summer they nest and breed on farmland, wetlands, moors and meadows.

Curlew need a variety of features to breed and to raise their chicks. They need:



Clumps of rush - not too high and not too thick.



Wet or boggy areas to probe for foods.



Areas grazed by animals.



Open areas away from trees and hedgerows - away from predators!

Design a perfect habitat for Curlew. What would you include to make the best Curlew habitat?

- Design a map to show habitat on paper
- Build a model habitat
- Use small world resources or loose parts
- Use ICT to design a habitat
- Use a variety of materials to create a habitat collage
- Create a habitat with natural materials

Dylunio Cynefinoedd

Mae'r Gylfinir yn treulio eu hydref a'u gaeaf ar yr arfordir. Yn ystod y gwanwyn a dechrau'r haf maent yn nythu ac yn bridio ar dir fferm, gwlyptiroedd, rhostiroedd a dolydd.

Mae angen amrywiaeth o nodweddion ar y Gylfinir i fridio a magu eu cywion. Mae angen:



Clystyrau o frwyn - ddim yn rhy uchel a ddim yn rhy drwchus.



Mannau gwlyb neu gorsiog i chwilio am fwydydd.



Ardaloedd sy'n cael eu pori gan anifeiliaid.




Ardaloedd agored i ffwrdd o goed a gwrychoedd - i ffwrdd o ysglyfaethwyr!

Dyluniwch gynefin perffaith ar gyfer y Gylfinir. Beth fydddech chi'n ei gynnwys i greu'r cynefin gorau i'r Gylfinir?


- Dyluniwch fap i ddangos y cynefin ar bapur
- Adeiladu model o gynefin
- Defnyddiwch adnoddau byd bach
- Defnyddiwch TGCh i ddylunio cynefin addas
- Defnyddiwch amrywiaeth o ddeunyddiau i greu collage o cynefin
- Creu cynefin gyda deunyddiau naturiol

Be a Curlew Champion!

We can all do something to help the Curlew




When you are out on a walk, listen out for Curlew and other birds. You could use a Bird call app to help identify the birds you hear.




Keep dogs on a lead, especially during ground nesting season (March 1st to July 31st).


Stay on footpaths and bridleways. Never leave litter behind!



Learn about Curlew and tell others about the importance of protecting them.



If you live on a farm, you can help protect Curlew and improve their habitat.




Report any sightings to your local records office by using the LERC Wales App.




Eiriolwch dros y Gyflfinir!

Gallwn ni i gyd wneud rhywbeth i helpu'r Gyflfinir




Pan fyddwch chi allan am dro, gwrandewch am y Gyflfinir ac adar eraill. Gallech ddefnyddio ap Galwad Adar i helpu i adnabod yr adar rydych chi'n eu clywed.




Cadwch gŵn ar dennyn, yn enwedig yn ystod tymor nythu ar y ddaear (Mawrth 1af i Orffennaf 31ain).

Arhoswch ar lwybrau troed a llwybrau ceffylau. Peidiwch byth â gadael sbwriel ar ôl!



Dysgwch am y Gyflfinir a dywedwch wrth eraill am bwysigrwydd eu gwarchod.

Os ydych chi'n byw ar fferm, gallwch chi helpu i amddiffyn y Gyflfinir a gwella eu cynefin.



Rhowch wybod am unrhyw weliadau i'ch swyddfa gofnodion leol gan ddefnyddio Ap LERC Cymru.



Design a poster

To save the Curlew




Curlew | Gylfinir (Numenius arquata)

Curlew are amazing birds and we are working hard to protect them. Sadly, their numbers have dropped by over 80% in Wales in the last 40 years!

Curlew nest on the ground. Their nests can easily be found by predators or disturbed by walkers, cyclists and inquisitive dogs. Curlew need our help to survive and to boost their numbers.

Design a poster to encourage people to stay on footpaths and keep dogs on a lead to help save the Curlew!

Use a catchy headline
Use bright and bold text
Use an eye catching layout
Use pictures or graphics to grab attention
Make sure you get the important messages across
Use positive and encouraging language
Can you make it interactive?
Make it bilingual!



Thank you for helping us
save the Curlew!

Dyluniwch boster

i achub y Gyflfinir




Gyflfinir | Curlew (Numenius arquata)

Mae'r Gyflfinir yn adar anhygoel ac rydym yn gweithio'n galed i'w gwarchod. Yn anffodus, mae eu niferoedd wedi gostwng dros 80% yng Nghymru yn ystod y 40 mlynedd diwethaf!

Mae'r gyflfinir yn nythu ar y ddaear. Gall ysglyfaethwyr ddod o hyd i'w nythod yn hawdd neu gall cerddwyr, beicwyr a chŵn chwilfrydig eu haflonyddu. Mae angen ein help ar y Gyflfinir i oroesi ac i gynyddu eu niferoedd.

Dyluniwch boster i annog pobl i aros ar lwybrau troed a chadw cŵn ar dennyn i helpu i achub y Gyflfinir!

Defnyddiwch bennawd bachog
Defnyddiwch destun llachar a beiddgar
Defnyddiwch gynllun sy'n denu'r llygad
Defnyddiwch luniau neu graffeg i ddenu sylw
Gwnewch yn siŵr eich bod yn cyfleu'r negeseuon pwysig
Defnyddiwch iaith gadarnhaol ac anogol
Allwch chi ei wneud yn rhyngweithiol?
Gwnewch e'n ddwyieithog!



Diolch am ein helpu ni i
achub y Gyflfinir!

Bug Hunt

What do Curlew eat?

The length of a bird's bill will tell you lots about what and how they eat. At the coast the Curlew will use its bill to search for lugworms, molluscs and crustaceans in the sand and mud. Inland, Curlew forage for earthworms, leatherjackets, beetles, spiders, caterpillars and grasshoppers. When chicks hatch they have short bills so feed on small insects and spiders.



What bugs will you find in your school grounds or local area?

You will need:

- An outside space
- A light coloured tray
- A bug pot
- A magnifying glass
- A paintbrush to collect the bugs

1. Look carefully in soil, under logs and through leaf litter to see what you can find!
2. Gently, collect your bugs.
3. Identify and tally the number of bugs you find.
4. Gently, put your bugs back where you found them.

Remember - Insects have 6 legs, spiders have 8 legs and woodlice have 14 legs. Counting the number of legs helps us to identify them.

The bugs you find are the food source for many other creatures like birds, mammals, amphibians and reptiles. Where did you find the most bugs?

Discuss ways in which you could improve your school grounds or local area to help wildlife.



Helfa Drychfilod

Beth mae Gylfinir yn ei fwyta?

Bydd hyd pig aderyn yn dweud llawer wrthy ch chi am beth a sut maen nhw'n ei fwyta. Ar yr arfordir bydd y Gylfinir yn defnyddio ei big i chwilio am lyngyr, molysgiaid a chramenogion yn y tywod a'r mwd. Yn fewndirol, mae Gylfinir yn chwilota am lyngyr daear, cynrhon lledr, chwilod, pryfed cop, lindys a cheiliogod rhedyn. Pan fydd cywion yn deor mae ganddyn nhw bigau byr felly maen nhw'n bwydo ar bryfed bach a phryfed cop.



Pa bryfed fyddwch chi'n dod o hyd iddyn nhw ar dir eich ysgol neu ardal lleol?

Byddwch angen:

Lle awyr agored
Hambwrdd lliw golau
Pot pryfed
Chwyddwydr
Brwsh paent i gasglu'r pryfed.

1. Edrychwch yn ofalus yn y pridd, o dan foncyffion a thrwy sbwriel dail i weld beth allwch chi ddod o hyd iddo!
2. Casglwch eich pryfed yn ysgafn.
3. Nodwch a chyfrifwch nifer y pryfed rydych chi'n dod o hyd iddyn nhw.
4. Rhwch eich pryfed yn ôl yn ofalus lle gwnaethoch chi ddod o hyd iddyn nhw.

Cofiwch - Mae gan bryfed 6 coes, mae gan pry cop 8 coes ac mae gan bryfed lludw 14 coes. Mae cyfrif nifer y coesau yn ein helpu i'w hadnabod.

Y pryfed rydych chi'n dod o hyd iddynt yw ffynhonnell fwyd llawer o greaduriaid eraill fel adar, mamaliaid, amffibiaid ac ymlusgiaid. Ble wnaethoch chi ddod o hyd i'r nifer fwyaf o bryfed?

Trafodwch ffyrdd y gallech chi wella tiroedd eich ysgol neu ardal lleol i helpu bywyd gwyllt.



Curlew Culture

Welsh names used for the Curlew

Y Gilfinir describes Britain's largest wading bird perfectly! Gylfin = bill and hir = long!

Y Gilfinir is one of about 13 Welsh terms/names which have been used in different parts of Wales for the Curlew. Many of the names used describe its features. However, some of the names refer to its distinctive sound. The call is unique and is difficult to describe, although many authors and poets have tried. One of Wales' most renowned poets, R. Williams Parry famously wrote about the Curlew.

Whatever Curlew are called in Wales, the sad fact is that their numbers have reduced.

At the current rate, the Curlew will be extinct in Wales by 2033.

Depending on where you live in Wales a particular Curlew name might be used. Research the different Curlew names used. Can you make up your own name for the Curlew? Use the names you come up with to create a Curlew name Word Cloud.



Ciarliw Chwibanog y mynydd
Cwliwn Cog maldwyn
Cog cwm nant yr eira
Pegi pîg hir
Cornieyll y waun
Cwrlin Chwibanannwr
Cwrlip
Gyflinhir
Gilfainhir
Cwrlif
Glifnir
Cyrlawn
Cwrlig
Gla finir
Whibanwr
Gylfiniog Glifirin Cyrliw
Chwibanog y mynydd
Cŵn ebrill **Gylfinir**

Diwylliant y Gylfinir

Enwau Cymraeg a ddefnyddir ar gyfer y Gylfinir

Mae'r enw Gilfinir yn disgrifio aderyn hirgoes mwyaf Prydain yn berffaith! Gylfin = pig a hir!

Mae y Gilfinir yn un o tua 13 o dermau/enwau Cymraeg sydd wedi cael eu defnyddio mewn gwahanol rannau o Gymru ar gyfer y Gylfinir. Mae llawer o'r enwau a ddefnyddir yn disgrifio ei nodweddion. Fodd bynnag, mae rhai o'r enwau'n cyfeirio at ei sain nodedig. Mae'r alwad yn unigryw ac yn anodd ei disgrifio, er bod llawer o awduron a beirdd wedi ceisio. Ysgrifennodd un o feirdd enwocaf Cymru, R. Williams Parry, gerdd enwog am y Gylfinir.

Beth bynnag yw enw'r Gylfinir yng Nghymru, y ffaith drist yw bod eu niferoedd wedi lleihau.

Ar y gyfradd bresennol, bydd y Gylfinir wedi diflannu yng Nghymru erbyn 2033.

Yn dibynnu ar ble rydych chi'n byw yng Nghymru, efallai y bydd enw penodol ar y Gylfinir yn cael ei ddefnyddio. Ymchwiliwch i'r gwahanol enwau Gylfinir a ddefnyddir. Allwch chi lunio eich enw eich hun ar gyfer y Gylfinir? Defnyddiwch yr enwau rydych chi'n eu meddwl i greu Cwmwl Geiriau ar gyfer yr enw Gylfinir.



Ciarliw Chwibanog y mynydd
Cwliwn Cog maldwyn
Cog cwm nant yr eira
Pegi pîg hir
Cornicyll y waun
Cwrlin
Cwrlip
Gylfinhir
Gilfainhir
Cwrlif
Glifnir
Cyrliwn
Cwrlig
Gla finir
Whibanwr
Gylfiniog **Glifirin** **Cyrliw**
Chwibananwr
Chwibanog y mynydd
Cŵn ebrill **Gylfinir**



TELLING THE NEWS

There are 12 Important Curlew Areas in Wales. The Curlew Connections project focused on 3 areas: North, Mid and South Wales. Specifically, the South Clwyd Mountains and Dee Valley Montgomeryshire and North Radnorshire, Usk Catchment and Llangors Lake. These areas are really important Curlew areas and the Curlew Connections team worked hard with landowners, farmers and volunteers to improve habitats, monitor Curlew numbers and to protect Curlew nesting sites.

Can you find some of these places on a map of Wales?

Some Curlew migrate further than others. Some have rings placed on their legs so they can be identified and their progress monitored whilst some have radio transmitter tags which can be tracked. This doesn't hurt the birds and can help to protect them in their habitats.



ACTIVITY

Use what you have learned about Curlew to create a newspaper report, newsletter, blog, television or radio report to explain how Curlew are in trouble and what is being done to help.

Think about:

- Writing in the past tense
- A short attention grabbing headline
- Explain what has happened using: Who, What, When, Where and Why
- Include quotes and data
- Use images, graphics and maps
- Use a conclusion to wrap up the report

RHANNU'R NEWYDDION

Mae 12 Ardal Gylfinir Bwysig yng Nghymru. Canolbwyntiodd prosiect Cysylltiadau'r Gylfinir ar 3 ardal: Gogledd, Canolbarth a De Cymru. Yn benodol, Mynyddoedd De Clwyd a Dyffryn Dyfrdwy, Sir Drefaldwyn a Gogledd Sir Faesyfed, Dalgylch y Wysg a Llyn Llangors. Mae'r ardaloedd hyn yn Ardaloedd Bwysig i'r Gylfinir a gweithiodd tîm Cysylltiadau'r Gylfinir yn galed gyda thirfeddianwyr, ffermwyr a gwirfoddolwyr i wella cynefinoedd, monitro niferoedd y Gylfinir ac i amddiffyn safleoedd nythu'r Gylfinir.

Allwch chi ddod o hyd i rai o'r lleoedd hyn ar fap o Gymru?

Mae rhai Gylfinir yn mudo ymhellach nag eraill. Mae gan rai gylchoedd ar eu coesau fel y gellir eu hadnabod a monitro eu cynnydd tra bod gan rai dagiau trosglwyddydd radio y gellir eu holrhain. Nid yw hyn yn niweidio'r adar a gall helpu i'w hamddiffyn yn eu cynefinoedd.



GWEITHGAREDD

Defnyddiwch yr hyn rydych chi wedi'i ddysgu am Gylfinir i greu adroddiad papur newydd, cylchlythyr, blog, adroddiad teledu neu radio i esbonio sut mae Gylfinir mewn trafferth a beth sy'n cael ei wneud i helpu.

Meddyliwch am:

- Ysgrifennu yn yr amser gorffennol
- Pennawd byr sy'n tynnu sylw
- Eglurwch beth sydd wedi digwydd gan ddefnyddio: Pwy, Beth, Pryd, Ble a Pham
- Cynnwys dyfyniadau a data
- Defnyddiwch ddelweddau, graffeg a mapiau
- Defnyddiwch gasgliad i gloi'r adroddiad

SAVE THE DATE

World Curlew Day - 21st April

How will you celebrate World Curlew Day?

Since Mary Colwell founded World Curlew Day in 2017, people all over the world come together to raise awareness, celebrate and protect Curlew.

Can you come up with an event to bring your class, school or community together to celebrate World Curlew Day?

Share the wonderful activities you have found in this pack or come up with your own ideas!

World Curlew Day is our chance to tell everyone about Curlew — and inspire others to help!

Thank you for helping us save the Curlew!



CADW'R DYDDIAD

Diwrnod Gylfinir y Byd - Ebrill 21ain

Sut fyddwch chi'n dathlu Diwrnod Gylfinir y Byd?


Ers i Mary Colwell sefydlu Diwrnod Gylfinir y Byd yn 2017, mae pobl ledled y byd wedi dod ynghyd i godi ymwybyddiaeth, dathlu a diogelu y Gylfinir.

A allwch chi gynllunio digwyddiad i'ch ddosbarth, ysgol neu gymuned i ddod at ei gilydd i ddathlu Diwrnod Gylfinir y Byd?

Rhannwch y gweithgareddau gwych rydych chi wedi'u canfod yn y pecyn hwn neu meddyliwch am eich syniadau eich hun!

Diwrnod Gylfinir y Byd yw ein cyfle i ddweud wrth bawb am y Gylfinir — ac ysbrydoli pobl eraill i helpu!

Diolch am ein helpu i achub y Gylfinir!



Find out more about Curlew

These organisations are working hard to save the Curlew.

Find out more on their websites:

Curlew Connections Wales

www.gwct.wales/curlew-connections

Curlew Action

www.curlewaction.org

Curlew Life


www.curlewlife.org/about-the-project

WWT, the Wetland Charity

www.wwt.org.uk/discover-wetlands/wetland-wildlife/species-factfiles/eurasian-curlew

Royal Society for the Protection of Birds (RSPB)

www.rspb.org.uk/birds-and-wildlife/curlew



Dysgwch fwy am y Gylfinir

Mae'r sefydliadau hyn yn gweithio'n galed i achub y Gylfinir.

Dysgwch fwy ar eu gwefannau:

Cysylltiadau Gylfinir Cymru

www.gwct.wales/curlew-connections

Gweithredu Gylfinir

www.curlewaction.org

Bywyd Gylfinir

www.curlewlife.org/about-the-project

WWT, Elusen y Gwlyptiroedd

www.wwt.org.uk/discover-wetlands/wetland-wildlife/species-factfiles/eurasian-curlew

Y Gymdeithas Frenhinol er Gwarchod Adar (RSPB)

www.rspb.org.uk/birds-and-wildlife/curlew

